

ACCESORIOS

baño/
bath

manillons
torrent

2025
/2026

ACCESSORIES

| | | | |
|--|-----|--|---|
| colecciones /collections | 13 | | |
| neo | 15 | | escobilleros 145 /toilet brushes |
| punt | 23 | | toalleros 151 de pie /standing towel holders |
| eco | 27 | | auxiliares 153 de pie /standing auxiliaries |
| noa | 35 | | |
| natura | 39 | | |
| bassic | 43 | | |
| slim | 47 | | |
| tomo | 55 | | |
| yass | 61 | | |
| marina | 67 | | |
| sintor | 71 | | |
| nicole | 75 | colectividades 157 /contract | |
| lys | 79 | | hornacinas 159 /wall niches |
| luxor | 83 | | papeleras 163 /bins |
| carmen | 87 | | dispensadores 165 /dispensers |
| | | | hoteles 169 /hotels |
| | | | secadores 171 /dryers |
| ayudas técnicas /technical aids | 93 | | |
| core | 95 | | |
| blanc | 99 | | |
| bold | 103 | | |
| asientos /seats | 109 | | |
| complementos /complements | 113 | | |
| limpia mamparas /glass wiper | 115 | apliques LED 173 /LED mirror lamps | |
| repisas /shelves | 117 | repuestos 177 /spares | |
| toalleros /towel rails | 121 | expositores 187 /displays | |
| rejillas /baskets | 127 | | |
| a pared y sobremesa /wall & table mounted | 133 | | legal 189 /legal |
| espejos de aumento /magnifying mirrors | 139 | | |

manillons torrent

Nuestro viaje comenzó hace 30 años en el mundo de los manillones de puertas en Torrent (Valencia). Tras varios años en ese mercado, poco a poco fuimos dejándolo y evolucionamos hacia los accesorios y complementos de baño, donde hemos ido adquiriendo experiencia y nos hemos hecho paso a paso más especialistas en ese sector del baño hasta el día de hoy.

Our journey began 30 years ago in the world of door handles in Torrent (Valencia). After several years, we gradually moved away from door handles and evolved towards bathroom accessories and complements. Little by little we were acquiring experience and becoming more and more specialists in the bathroom sector until today.



diseño
calidad
distribución
garantía



design
quality
distribution
warranty



Nuestro objetivo es crear productos que integren diseño, funcionalidad y durabilidad, logrando accesorios y complementos que se adapten perfectamente a las necesidades de tu baño. Nos esforzamos en cuidar cada fase que rodea al producto asegurándonos que todos los procesos estén supervisados y optimizados, con el fin de ofrecer accesorios y complementos que perduren en el tiempo.

Our objective is to create products that integrate design, functionality and durability, achieving accessories and complements to suit the needs of your perfect bathroom. We strive to take care of every phase surrounding the product by ensuring that all processes are supervised and optimised, in order to offer accessories and complements designed to last over time.

saber hacer /know-how

Aprovechando nuestra experiencia en el sector del metal, la cual hemos cultivado a lo largo de los años, reflejamos en nuestros accesorios esa combinación entre lo técnico, lo funcional y la estética. Con más de 30 años de experiencia en el sector del baño, hemos perfeccionado cada etapa del proceso de desarrollo, desde la selección de materiales hasta los acabados finales. Plasmando en cada producto un reflejo de nuestro saber hacer.

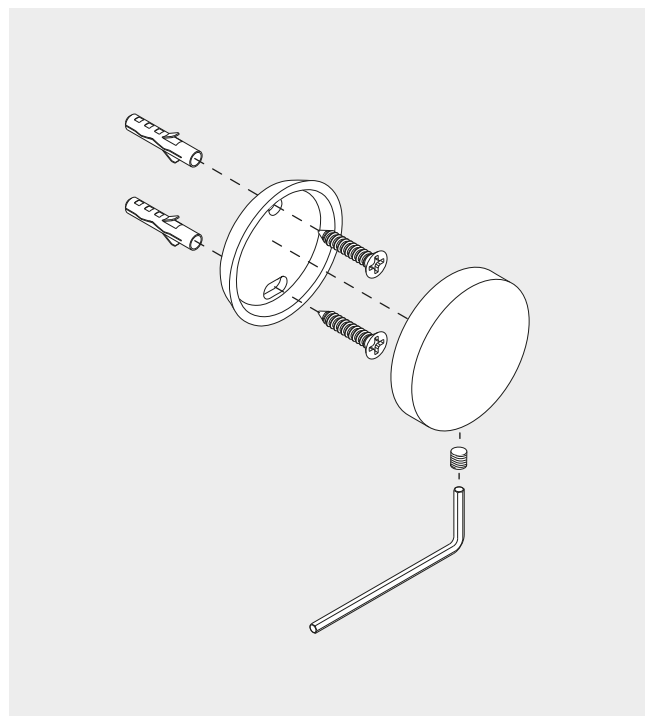
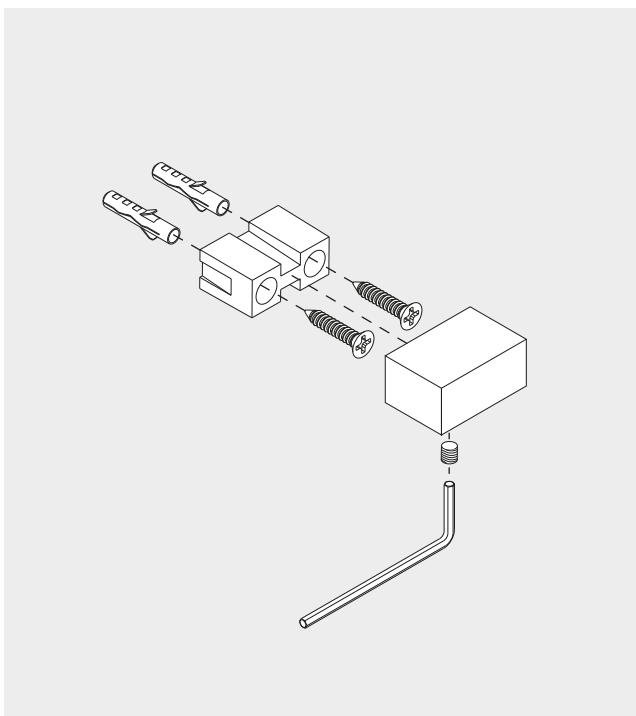
Taking advantage of our experience in the metal sector, which we have cultivated over the years, we reflect this combination of technical, functional and aesthetic in our accessories. With more than 30 years of experience in the bathroom sector, we have perfected every stage of the development process, from the selection of materials to the final finishes. Each product is a reflection of our know-how.





sistemas de fijación /fixing systems

▶▶▶ atornillar /screw



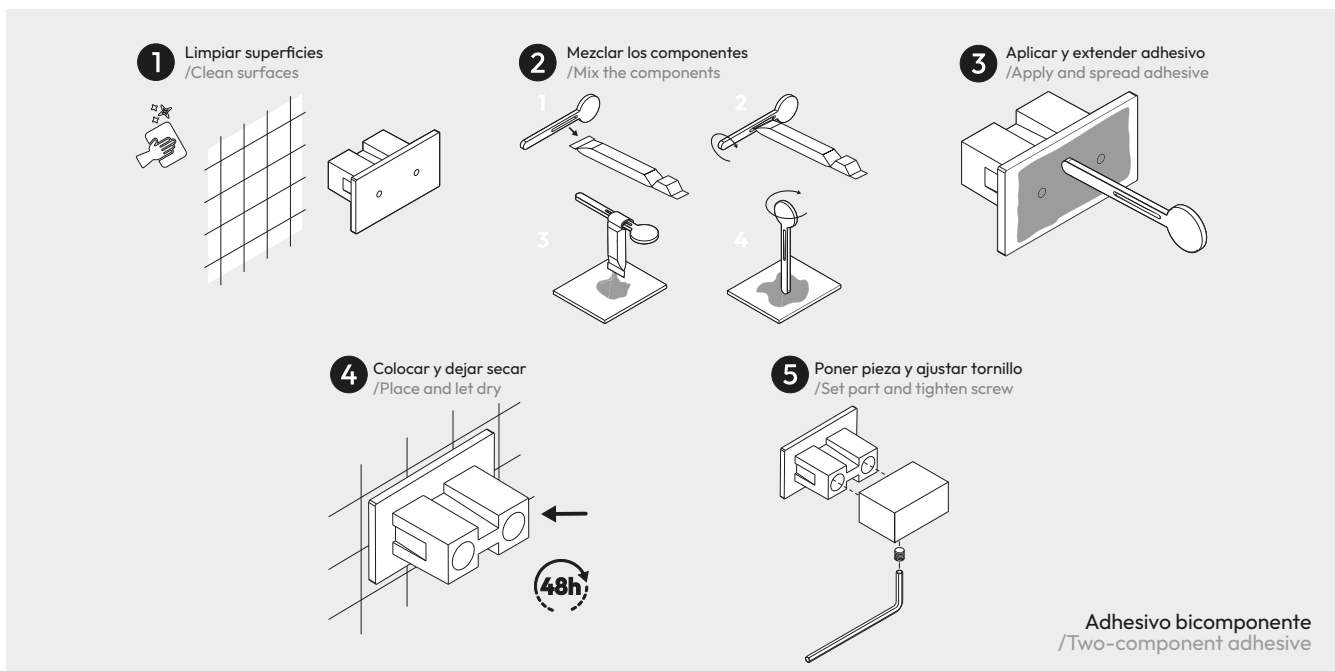
neo
punt
eco
noa
natura

basic
slim
tomo
yass
marina

nicole
lys
luxor
carmen



MT Glue



basic
tomo
yass

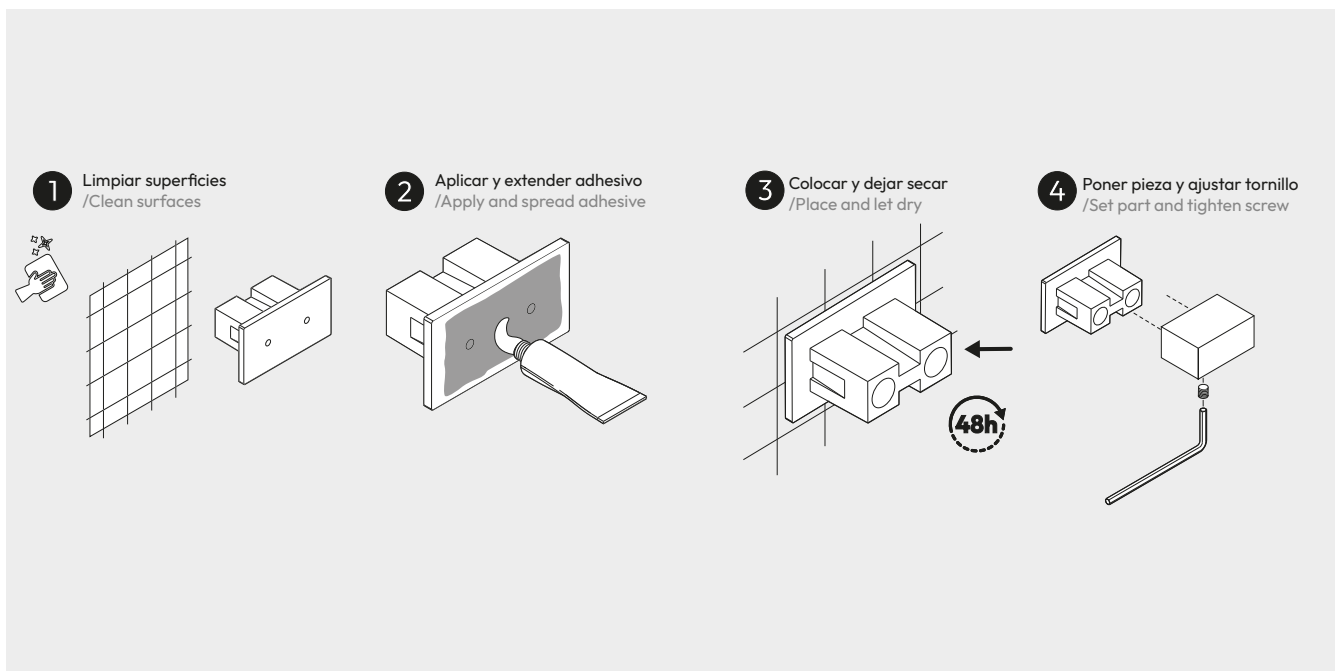
marina
sintor
lys

carmen

0976



MT Adhesive



neo

punt

eco

0978


colores y acabados

/colours & finishes

Brillantes /Shiny



002
Cromo
Chrome



053
Pulido Brillo
Shiny Polish




056
Oro
Gold


Sabemos de la importancia que tiene el color dentro del baño. Por ello en este nuevo catálogo ampliamos nuestra paleta de colores atendiendo a las nuevas tendencias. Todos los nuevos acabados elegidos cuidadosamente, buscan dar un acento de color a través de nuestros accesorios.

We are aware of the importance of colour in the bathroom. That is why in this new catalogue we have expanded our colour palette in line with new bathroom trends. All the new finishes have been carefully chosen to give an accent of colour through our accessories.


Pinturas /Paints




075
Blanco Mate
Matt White




040
Azul Atlántico
Atlantic Blue



081
Negro Mate
Matt Black




032
Verde Reseda
Reseda Green




034
Terracota
Terracotta

Cepillados /Brushed



047
Bronce Cepillado
Brushed Bronze



022
Gun metal
Gun metal



021
Oro Cepillado
Brushed Gold



012
Inox. Cepillado
Brushed St. Steel



011
Latón envejecido
Old Brass

Especiales /Specials



002 | Col. Carmen
Cromo + Swarovski Blanco
Chrome + White Swarovski



003 | Col. Carmen
Cromo + Swarovski Oro
Chrome + Gold Swarovski



025 | Col. Natura
Cromo + Madera
Chrome + Wood

colecciones

/collections

2600



neo

15

1300



punt

23

6500



eco

27

2400



noa

35

1900



natura

39

1500



bassic

43

2300



slim

47

2700



tomo

55

1600



yass

61

2800



marina

67

6400



sintor

71

2200



nicole

75

6700



lys

79

2100



luxor

83

6600



carmen

87

2600

neo

inox 304 /304 st. steel



MT Adhesive

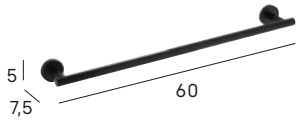


- 081 negro mate /matt black
- 053 pulido brillo /shiny polish

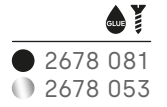




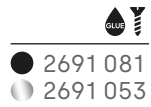
Toallero barra 60 cm
Towel bar 60 cm



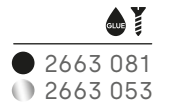
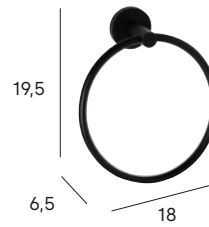
Toallero barra 45 cm
Towel bar 45 cm




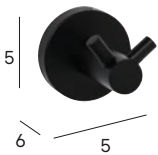
Toallero barra 35 cm
Towel bar 35 cm




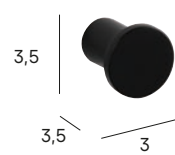
Anilla
Towel ring



Percha doble
Double hook




Percha
Hook

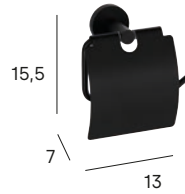


Portarrollos sin tapa
Paper holder w/o cover



-  
- 2672 081
 - 2672 053



Portarrollos
Paper holder



-  
- 2664 081
 - 2664 053

Portarrollos doble
Double paper holder




-  
- 2681 081
 - 2681 053



*repuesto /spare

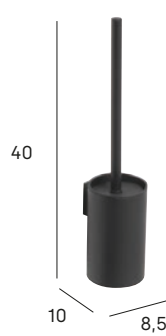
Escobillero de suelo
Floor toilet brush holder







- 1714 081
- 1714 002

*repuesto /spare

Escobillero de pared
Wall toilet brush holder




-   
- 1707 081 1767 081
 - 1707 002 1767 002



Repisa con perchas
Shelf with hooks



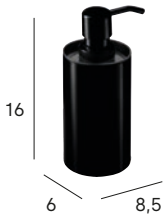
- 
- 2635 081
 - 2635 053

- 081 negro mate /matt black
- 053 pulido brillo /shiny polish
- 002 cromo /chrome



*repuesto /spare


Dispensador de sobremesa
Table soap dispenser



- 1711 081
- 1711 002

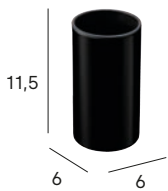
*repuesto /spare

Dispensador de pared
Wall soap dispenser



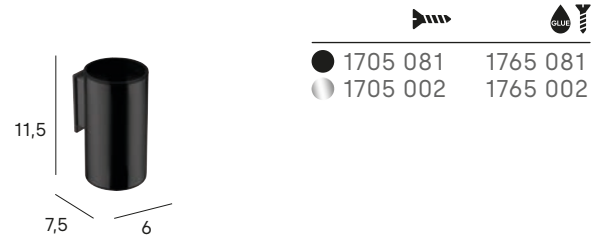
- 1717 081 1777 002
- 1717 002 1777 081

Portacepillos sobremesa
Table toothbrush holder



- 1715 081
- 1715 002

Portacepillos de pared
Wall toothbrush holder



- 1705 081 1765 081
- 1705 002 1765 002

Jabonera sobremesa
Table soap holder



- 1710 081
- 1710 002

- 081 negro mate /matt black
- 053 pulido brillo /shiny polish
- 002 cromo/chrome

1300

punt

inox 304 /304 st. steel



MT Adhesive



● 002 cromo/chrome



Toallero barra 60 cm
Towel bar 60 cm





● 1361 002

Toallero barra 45 cm
Towel bar 45 cm



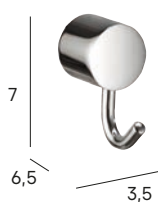

● 1378 002

Toallero barra 35 cm
Towel bar 35 cm




● 1391 002

Percha
Hook




● 1368 002




Anilla
Towel ring




● 1363 002

Portarrollos
Paper holder




 
● 1364 002



punt

*repuesto/spare

Portarrollos sin tapa
Paper holder w/o cover



 
● 1372 002

Dispensador de sobremesa
Table soap dispenser



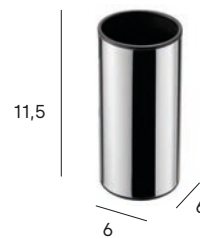
● 1711 002

Jabonera de sobremesa
Table soap holder



● 1710 002

Portacepillos de sobremesa
Table toothbrush holder




● 1715 002

*repuesto/spare


*repuesto/spare

Escobillero de suelo
Floor toilet brush holder



● 1714 002

Escobillero de pared
Wall toilet brush holder



 
● 1707 002 ● 1767 002



eco 6500

inox 304 /304 st. steel




MT Adhesive

- 081 negro mate /matt black
- 053 pulido brillo /shiny polish
- 012 inox cepillado /brushed st. steel
- 056 oro /gold
- 021 oro cepillado /brushed gold
- 047 bronce cepillado /brushed bronze
- 022 gun metal /gun metal



Toallero barra 55 cm
Towel bar 55 cm




-
- 6561 081
 - 6561 053
 - 6561 012
 - 6561 056
 - 6561 021
 - 6561 047
 - 6561 022

Toallero barra 45 cm
Towel bar 45 cm



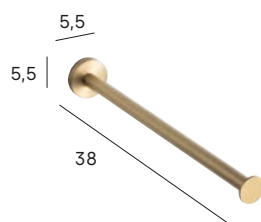
-
- 6578 081
 - 6578 053
 - 6578 012
 - 6578 056
 - 6578 021
 - 6578 047
 - 6578 022

Toallero barra 35 cm
Towel bar 35 cm



-
- 6591 081
 - 6591 053
 - 6591 012
 - 6591 056
 - 6591 021
 - 6591 047
 - 6591 022

Toallero barra recto
Straight towel bar



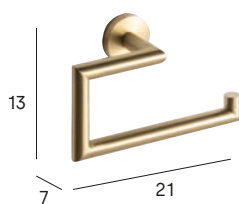
-
- 6552 081
 - 6552 053
 - 6552 012
 - 6552 056
 - 6552 021
 - 6552 047
 - 6552 022



- 081 negro mate /matt black
- 053 pulido brillo /shiny polish
- 012 inox cepillado /brushed st. steel

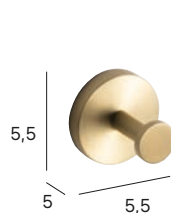
- 056 oro/gold
- 021 oro cepillado /brushed gold
- 047 bronce cepillado /brushed bronze
- 022 gun metal /gun metal

Anilla
Towel ring




- GLUE
- 6563 081
 - 6563 053
 - 6563 012
 - 6563 056
 - 6563 021
 - 6563 047
 - 6563 022

Percha
Hook




- GLUE
- 6568 081
 - 6568 053
 - 6568 012
 - 6568 056
 - 6568 021
 - 6568 047
 - 6568 022

Percha doble
Double hook



- GLUE
- 6589 081
 - 6589 053
 - 6589 012
 - 6589 056
 - 6589 021
 - 6589 047
 - 6589 022

Percha triple
Triple hook



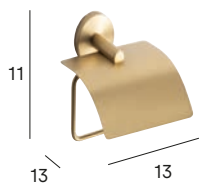
- GLUE
- 6579 081
 - 6579 053
 - 6579 012
 - 6579 056
 - 6579 021
 - 6579 047
 - 6579 022

- 081 negro mate /matt black
- 053 pulido brillo /shiny polish
- 012 inox cepillado /brushed st. steel

- 056 oro /gold
- 021 oro cepillado /brushed gold
- 047 bronce cepillado /brushed bronze
- 022 gun metal /gun metal

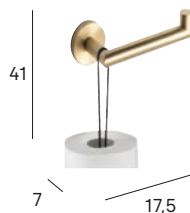



Portarrollos
Paper holder



- 
- 6580 081
 - 6580 053
 - 6580 012
 - 6580 056
 - 6580 021
 - 6580 047
 - 6580 022


Portarrollos con reserva
Paper holder with spare



- 
- 6584 081
 - 6584 053
 - 6584 012
 - 6584 056
 - 6584 021
 - 6584 047
 - 6584 022


Portarrollos doble
Double paper holder




- 
- 6581 081
 - 6581 053
 - 6581 012
 - 6581 056
 - 6581 021
 - 6581 047
 - 6581 022


Portarrollos sin tapa
Paper holder w/o cover



- 
- 6572 081
 - 6572 053
 - 6572 012
 - 6572 056
 - 6572 021
 - 6572 047
 - 6572 022

Portarrollos
Paper holder



- 
- 6564 081
 - 6564 053
 - 6564 012

Portarrollos vertical
Vertical paper holder




- 
- 6598 081
 - 6598 053
 - 6598 012
 - 6598 056
 - 6598 021
 - 6598 047
 - 6598 022



Repisa con toallero y perchas Gun Metal | 6535 022
Shelf with towel rail and hooks Gun Metal | 6535 022


*repuesto/spare

Jabonera de pared
Wall soap holder




- 6523 081
- 6523 002
- 6523 012
- 6523 056
- 6523 021
- 6523 047
- 6523 022

Portacepillos de pared
Wall toothbrush holder



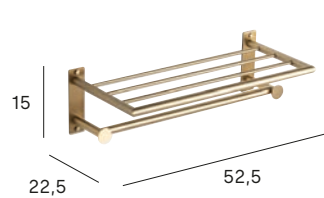
- 6522 081
- 6522 002
- 6522 012
- 6522 056
- 6522 021
- 6522 047
- 6522 022

Repisa de ducha
Wall shower shelf



- 6509 081
- 6509 002
- 6509 012
- 6509 056
- 6509 021
- 6509 047
- 6509 022


Repisa con toallero y perchas
Shelf with tower rail and hooks



- 6535 081
- 6535 053
- 6535 012
- 6535 056
- 6535 021
- 6535 047
- 6535 022
- 6595 081
- 6595 053
- 6595 012
- 6595 056
- 6595 021
- 6595 047
- 6595 022

*repuesto/spare

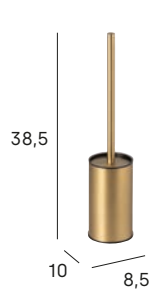
Escobillero de suelo
Floor toilet brush holder



- 1414 081
- 1414 002
- 1414 012
- 1414 056
- 1414 021
- 1414 047
- 1414 022

*repuesto/spare

Escobillero de pared
Wall toilet brush holder



- 1407 081
- 1407 002
- 1407 012
- 1407 056
- 1407 021
- 1407 047
- 1407 022
- 1467 081
- 1467 002
- 1467 012
- 1467 056
- 1467 021
- 1467 047
- 1467 022


Set de 4 piezas
4 pieces set



- 6560 081
- 6560 053

2 perchas
1 portarrollos sin tapa
1 toallero barra 45 cm
2 hooks
1 paper holder w/o cover
1 towel bar 45 cm

- 002 cromo /chrome
- 081 negro mate /matt black
- 053 pulido brillo /shiny polish
- 012 inox cepillado /brushed st. steel
- 056 oro /gold
- 021 oro cepillado /brushed gold
- 047 bronce cepillado /brushed bronze
- 022 gun metal /gun metal



2400

noda

latón y zamak
/brass and zinc alloy




- 002 cromo /chrome
- 081 negro mate /matt black
- 011 latón envejecido /old brass



35


Toallero barra 60 cm
Towel bar 60 cm



- ▶▶▶▶
- 2401 002
 - 2401 081
 - 2401 011




Toallero barra 45 cm
Towel bar 45 cm



- ▶▶▶▶
- 2418 002
 - 2418 081
 - 2418 011

Toallero barra 35 cm
Towel bar 35 cm




- ▶▶▶▶
- 2431 002
 - 2431 081
 - 2431 011

*respuesta/spare

*respuesta/spare

Portacepillos de pared
Wall toothbrush holder



- ▶▶▶▶
- 2405 002
 - 2405 081
 - 2405 011

Jabonera de pared
Wall soap holder



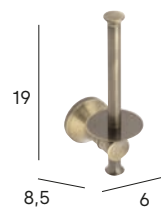
- ▶▶▶▶
- 2406 002
 - 2406 081
 - 2406 011

Anilla
Towel ring




- ▶▶▶▶
- 2403 002
 - 2403 081
 - 2403 011

Portarrollos vertical
Vertical paper holder



- ▶▶▶▶
- 2438 002
 - 2438 081
 - 2438 011

Percha
Hook




- 2408 002
- 2408 081
- 2408 011

Portarrollos sin tapa
Paper holder w/o cover



- 2412 002
- 2412 081
- 2412 011

Portarrollos
Paper holder



- 2404 002
- 2404 081
- 2404 011


Repisa
Shelf



- 2409 002
- 2409 081
- 2409 011

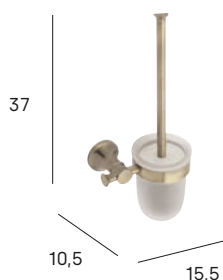
*respuesta/spare

Repisa con perchas
Shelf with hooks



- 2435 002
- 2435 081
- 2435 011

Escobillero de pared
Wall toilet brush holder



- 2407 002
- 2407 081
- 2407 011


*respuesta/spare

Escobillero de suelo
Floor toilet brush holder



- 6814 002
- 6814 081
- 6814 011

Escobillero de pared
Wall toilet brush holder



- 6807 002
- 6807 081
- 6807 011

*respuesta/spare

1900

natura

madera, zamak e inox 304


/wood, zinc alloy and 304 st. steel





● 025 cromo y madera /chrome and wood


Toallero barra 60 cm
Towel bar 60 cm




Toallero barra 45 cm
Towel bar 45 cm




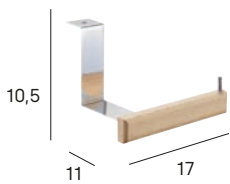
Toallero barra 35 cm
Towel bar 35 cm





Toallero anilla
Towel ring



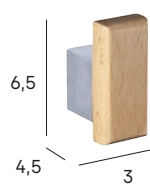
Portarrollos lateral a mueble
Furniture lateral paper holder




Portarrollos sin tapa
Paper holder w/o cover



Percha
Hook




Portarrollos
Paper holder



*repuesto/spare

Dispensador de sobremesa
Table soap dispenser




● 1911 025

Portacepillos de sobremesa
Table toothbrush holder




● 1915 035

Repisa con perchas
Shelf with hooks



▶▶▶
● 1935 025

Jabonera de sobremesa
Table soap holder



● 1910 035

*repuesto/spare

Portarrollos con escobillero
Floor paper holder with toilet brush holder



● 1939 025

Toallero de pie
Floor towel holder



● 1920 025

*repuesto/spare

Escobillero de suelo
Floor toilet brush holder



● 1914 025

*repuesto/spare

Escobillero de pared
Wall toilet brush holder



▶▶▶
● 1907 025



1500

basic

latón /brass



● 002 cromo/chrome

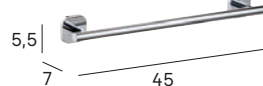


Toallero barra 60 cm
Towel bar 60 cm




1501 002 1561 002

Toallero barra 45 cm
Towel bar 45 cm




1518 002 1578 002

Toallero barra 35 cm
Towel bar 35 cm



1531 002 1591 002

Toallero barra recto
Straight towel bar



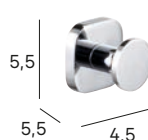
1552 002

Percha doble
Double hook



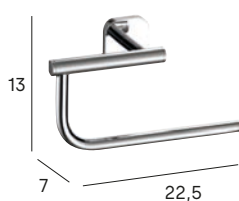
1519 002 1579 002

Percha
Hook




1508 002 1568 002

Anilla
Towel ring



1503 002 1563 002


Repisa
Shelf



1509 002

*repuesto/spare

Portarrollos sin tapa
Paper holder w/o cover



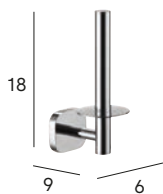
1512 002 1572 002

Portarrollos
Paper holder




1504 002 1564 002

Portarrollos vertical
Vertical paper holder



1538 002 1598 002

Portarrollos con reserva
Paper holder with spare




1524 002 1584 002

*repuesto/spare


*repuesto/spare

Portacepillos de pared
Wall toothbrush holder



2205 002

Jabonera de pared
Wall soap holder




2206 002

*repuesto/spare


*repuesto/spare

Escobillero de suelo
Floor toilet brush holder



1414 002


Escobillero de pared
Wall toilet brush holder



1407 002 1467 002

*repuesto/spare

basic



S I

● 2300
im

inox 304 /304 st. steel



- 012 inox cepillado /brushed st. steel
- 081 negro mate /matt black
- 075 blanco mate /matt white
- 040 azul atlántico /atlantic blue
- 032 verde reseda /reseda green
- 034 terracota /terracotta

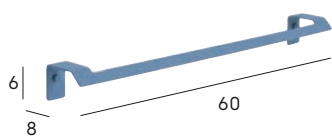
47






Portarrollos Negro Mate | 2304 081
Paper holder Matt Black | 2304 081

Toallero barra 60 cm
Towel bar 60 cm




- ▶▶▶▶▶
- 2301 012
 - 2301 081
 - 2301 075
 - 2301 040
 - 2301 032
 - 2301 034

Toallero barra 45 cm
Towel bar 45 cm



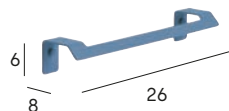
- ▶▶▶▶▶
- 2318 012
 - 2318 081
 - 2318 075
 - 2318 040
 - 2318 032
 - 2318 034

Toallero barra 35 cm
Towel bar 35 cm




- ▶▶▶▶▶
- 2331 012
 - 2331 081
 - 2331 075
 - 2331 040
 - 2331 032
 - 2331 034


Toallero anilla
Towel ring



- ▶▶▶▶▶
- 2303 012
 - 2303 081
 - 2303 075
 - 2303 040
 - 2303 032
 - 2303 034




Toallero doble 45 cm
Double towel bar 45 cm



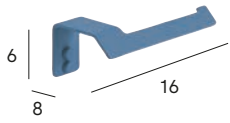
- ▶▶▶▶▶
- 2322 012
 - 2322 081
 - 2322 075
 - 2322 040
 - 2322 032
 - 2322 034

Toallero doble 37 cm
Double towel bar 37 cm




- ▶▶▶▶▶
- 2323 012
 - 2323 081
 - 2323 075
 - 2323 040
 - 2323 032
 - 2323 034

Portarrollos sin tapa
Paper holder w/o cover



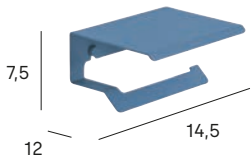
- 2312 012
- 2312 081
- 2312 075
- 2312 040
- 2312 032
- 2312 034

Portarrollos reserva
Paper holder with spare



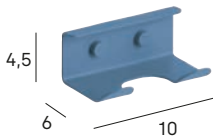
- 2324 012
- 2324 081
- 2324 075
- 2324 040
- 2324 032
- 2324 034

Portarrollos
Paper holder



- 2304 012
- 2304 081
- 2304 075
- 2304 040
- 2304 032
- 2304 034

Percha doble
Double hook



- 2308 012
- 2308 081
- 2308 075
- 2308 040
- 2308 032
- 2308 034

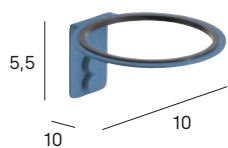


slim

- 012 inox cepillado /brushed st. steel
- 081 negro mate /matt black
- 075 blanco mate /matt white

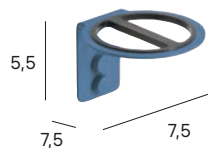
- 040 azul atlántico /atlantic blue
- 032 verde reseda /reseda green
- 034 terracota /terracotta

Soporte para secador Dryer support



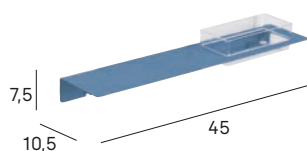
- ▶▶▶▶
- 2332 012
 - 2332 081
 - 2332 075
 - 2332 040
 - 2332 032
 - 2332 034

Soporte para plancha Straightener support



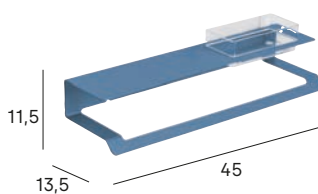
- ▶▶▶▶
- 2333 012
 - 2333 081
 - 2333 075
 - 2333 040
 - 2333 032
 - 2333 034

Repisa Shelf



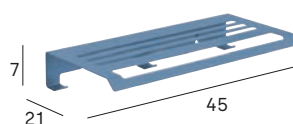
- ▶▶▶▶
- 2309 012
 - 2309 081
 - 2309 075
 - 2309 040
 - 2309 032
 - 2309 034

Repisa con toallero Shelf with towel rail



- ▶▶▶▶
- 2336 012
 - 2336 081
 - 2336 075
 - 2336 040
 - 2336 032
 - 2336 034

Repisa con toallero y perchas Shelf with towel rail and hooks



- ▶▶▶▶
- 2335 012
 - 2335 081
 - 2335 075
 - 2335 040
 - 2335 032
 - 2335 034





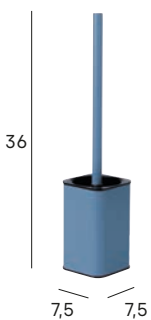
slim

*repuesto/spare

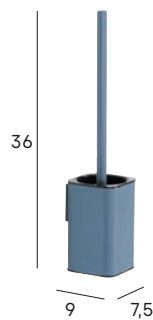
*repuesto/spare

Escobillero de suelo
Floor toilet brush holder

Escobillero de pared
Wall toilet brush holder



- 2314 012
- 2314 081
- 2314 075
- 2314 040
- 2314 032
- 2314 034



- | | |
|------------|------------|
| ● 2307 012 | ● 2367 012 |
| ● 2307 081 | ● 2367 081 |
| ○ 2307 075 | ○ 2367 075 |
| ● 2307 040 | ● 2367 040 |
| ● 2307 032 | ● 2367 032 |
| ● 2307 034 | ● 2367 034 |

- 012 inox cepillado /brushed st. steel
- 081 negro mate /matt black
- 075 blanco mate /matt white

- 040 azul atlántico /atlantic blue
- 032 verde reseda /reseda green
- 034 terracota /terracotta

tomo²⁷⁰⁰

latón, zamak e inox 304
/brass, zinc alloy and 304 st. steel





- 002 cromo/chrome
- 081 negro mate /matt black
- 021 oro cepillado /brushed gold
- 047 bronce cepillado /brushed bronze
- 022 gun metal /gun metal

Colección disponible en cromo, negro mate, oro cepillado, bronce cepillado y gun metal.

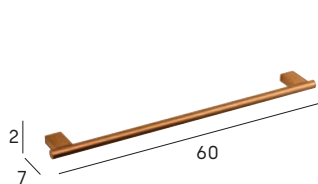
Collection available in chrome, matt black, brushed gold, brushed bronze and gun metal.





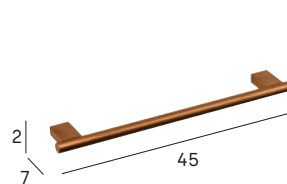
tomo

Toallero barra 60 cm
Towel bar 60 cm




| | ▶▶▶ | GLUE |
|------------|----------|------|
| ● 2701 002 | 2761 002 | |
| ● 2701 081 | 2761 081 | |
| ● 2701 021 | 2761 021 | |
| ● 2701 047 | 2761 047 | |
| ● 2701 022 | 2761 022 | |

Toallero barra 45 cm
Towel bar 45 cm



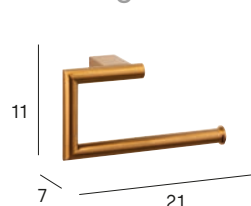
| | ▶▶▶ | GLUE |
|------------|----------|------|
| ● 2718 002 | 2778 002 | |
| ● 2718 081 | 2778 081 | |
| ● 2718 021 | 2778 021 | |
| ● 2718 047 | 2778 047 | |
| ● 2718 022 | 2778 022 | |

Toallero barra 35 cm
Towel bar 35 cm




| | ▶▶▶ | GLUE |
|------------|----------|------|
| ● 2731 002 | 2791 002 | |
| ● 2731 081 | 2791 081 | |
| ● 2731 021 | 2791 021 | |
| ● 2731 047 | 2791 047 | |
| ● 2731 022 | 2791 022 | |

Anilla
Towel ring



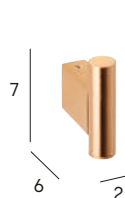
| | ▶▶▶ | GLUE |
|------------|----------|------|
| ● 2703 002 | 2763 002 | |
| ● 2703 081 | 2763 081 | |
| ● 2703 021 | 2763 021 | |
| ● 2703 047 | 2763 047 | |
| ● 2703 022 | 2763 022 | |

Portarrollos
Paper holder




| | ▶▶▶ | GLUE |
|------------|----------|------|
| ● 2704 002 | 2764 002 | |
| ● 2704 081 | 2764 081 | |
| ● 2704 021 | 2764 021 | |
| ● 2704 047 | 2764 047 | |
| ● 2704 022 | 2764 022 | |

Percha
Hook




| | ▶▶▶ | GLUE |
|------------|----------|------|
| ● 2708 002 | 2768 002 | |
| ● 2708 081 | 2768 081 | |
| ● 2708 021 | 2768 021 | |
| ● 2708 047 | 2768 047 | |
| ● 2708 022 | 2768 022 | |

Portarrollos sin tapa
Paper holder w/o cover



| | ▶▶▶ | GLUE |
|------------|----------|------|
| ● 2712 002 | 2772 002 | |
| ● 2712 081 | 2772 081 | |
| ● 2712 021 | 2772 021 | |
| ● 2712 047 | 2772 047 | |
| ● 2712 022 | 2772 022 | |


Portarrollos vertical
Vertical paper holder



| | ▶▶▶ | GLUE |
|------------|----------|------|
| ● 2738 002 | 2798 002 | |
| ● 2738 081 | 2798 081 | |
| ● 2738 021 | 2798 021 | |
| ● 2738 047 | 2798 047 | |
| ● 2738 022 | 2798 022 | |


*repuesto/spare

Jabonera de pared
Wall soap holder




- 6523 002
- 6523 081
- 6523 021
- 6523 047
- 6523 022

Portacepillos de pared
Wall toothbrush holder




- 6522 002
- 6522 081
- 6522 021
- 6522 047
- 6522 022

Repisa de ducha
Wall shower shelf



- 6509 002
- 6509 081
- 6509 021
- 6509 047
- 6509 022


Portarrollos con escobillero
Paper holder with toilet brush



- 6329 002
- 6329 081
- 6329 021

*repuesto/spare


Escobillero de suelo
Floor toilet brush holder



- 2714 002
- 2714 081
- 2714 021
- 2714 047
- 2714 022


*repuesto/spare

Escobillero de pared
Wall toilet brush holder




- 2707 002
- 2707 081
- 2707 021
- 2707 047
- 2707 022

Barra de sujeción en ángulo
Angle fixing handle



- 2794 002
- 2794 081
- 2794 021
- 2794 047
- 2794 022

Barra de sujeción 35 cm
Fixing handle 35 cm



- 2789 002
- 2789 081
- 2789 021
- 2789 047
- 2789 022

1600

yass

latón, inox 304 y zamak

/brass, 304 st. steel and zinc alloy






- 002 cromo/chrome
- 081 negro mate /matt black
- 075 blanco mate /matt white
- 021 oro cepillado /brushed gold




Percha Oro Cepillado | 6808 021
Hook Brushed Gold | 6808 021




yass

Toallero barra 60 cm
Towel bar 60 cm




| ● 1601 002 | 1661 002 | |
|------------|----------|--|
| ● 1601 081 | 1661 081 | |
| ○ 1601 075 | 1661 075 | |
| ● 1601 021 | 1661 021 | |

Toallero barra 45 cm
Towel bar 45 cm



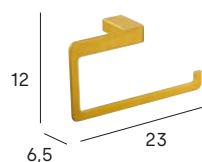
| ● 1618 002 | 1678 002 | |
|------------|----------|--|
| ● 1618 081 | 1678 081 | |
| ○ 1618 075 | 1678 075 | |
| ● 1618 021 | 1678 021 | |

Toallero barra 35 cm
Towel bar 35 cm



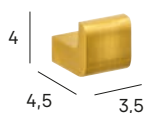
| ● 1631 002 | 1691 002 | |
|------------|----------|--|
| ● 1631 081 | 1691 081 | |
| ○ 1631 075 | 1691 075 | |
| ● 1631 021 | 1691 021 | |

Anilla
Towel ring



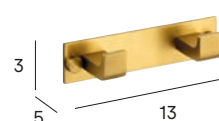
| ● 1603 002 | 1663 002 | |
|------------|----------|--|
| ● 1603 081 | 1663 081 | |
| ○ 1603 075 | 1663 075 | |
| ● 1603 021 | 1663 021 | |

Percha
Hook



| ● 6808 002 | 6868 002 | |
|------------|----------|--|
| ● 6808 081 | 6868 081 | |
| ○ 6808 075 | 6868 075 | |
| ● 6808 021 | 6868 021 | |

Percha doble
Double hook



| ● 1619 002 | 1679 002 | |
|------------|----------|--|
| ● 1619 081 | 1679 081 | |
| ○ 1619 075 | 1679 075 | |
| ● 1619 021 | 1679 021 | |

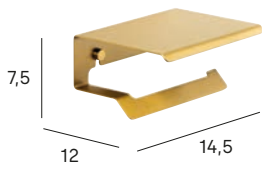
Dispensador a pared 150 ml
Wall dispenser 150 ml



| ● 6317 002 | |
|------------|--|
| ● 6317 081 | |

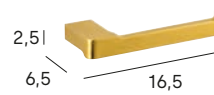
- 002 cromo /chrome
- 081 negro mate /matt black
- 075 blanco mate /matt white
- 021 oro cepillado /brushed gold

Portarrollos
Paper holder



-
- | | |
|------------|----------|
| ● 2304 002 | 2364 002 |
| ● 2304 081 | 2364 081 |
| ○ 2304 075 | 2364 075 |
| ● 2304 021 | 2364 021 |

Portarrollos sin tapa
Paper holder w/o cover




-
- | | |
|------------|----------|
| ● 1612 002 | 1672 002 |
| ● 1612 081 | 1672 081 |
| ○ 1612 075 | 1672 075 |
| ● 1612 021 | 1672 021 |

Portarrollos con reserva
Paper holder with spare



-
- | | |
|------------|----------|
| ● 2324 053 | 2384 053 |
| ● 2324 081 | 2384 081 |
| ○ 2324 075 | 2384 075 |
| ● 2324 021 | 2384 021 |

Portarrollos vertical
Vertical paper holder

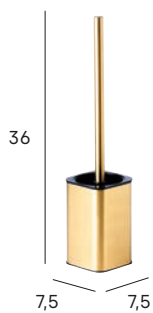


-
- | | |
|------------|----------|
| ● 1638 002 | 1698 002 |
| ● 1638 081 | 1698 081 |
| ○ 1638 075 | 1698 075 |
| ● 1638 021 | 1698 021 |

*repuesto/spare


*repuesto/spare

Escobillero de suelo
Floor toilet brush holder



- | | |
|------------|--|
| ● 2314 002 | |
| ● 2314 081 | |
| ○ 2314 075 | |
| ● 2314 021 | |

Escobillero de pared
Wall toilet brush holder



-
- | | |
|------------|----------|
| ● 2307 002 | 2367 002 |
| ● 2307 081 | 2367 081 |
| ○ 2307 075 | 2367 075 |
| ● 2307 021 | 2367 021 |

*repuesto /spare

Set de 4 piezas
4 pieces set




-
- | | |
|------------|--|
| ● 1600 002 | |
| ● 1600 081 | |

2 perchas
1 portarrollos sin tapa
1 toallero barra 45 cm

2 hooks
1 paper holder w/o cover
1 towel bar 45 cm

Portarrollos con escobillero
Paper holder with toilet brush



- | | |
|------------|--|
| ● 5541 002 | |
| ● 5541 081 | |
| ● 5541 021 | |

65

marina²⁸⁰⁰



latón zamak e inox 304

/brass, zinc alloy and 304 st. steel

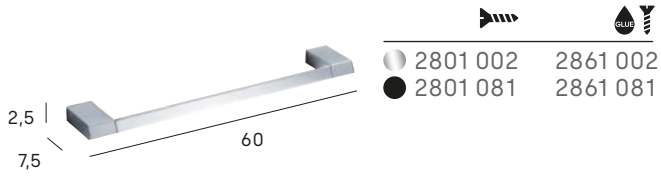




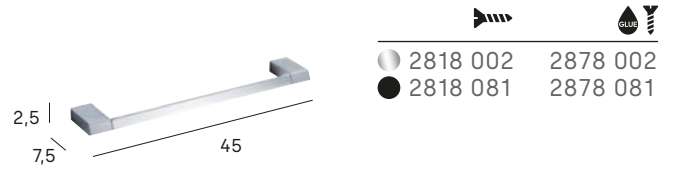
- 002 cromo/chrome
- 081 negro mate/matt black

67

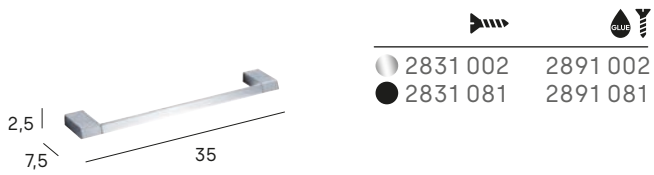
Toallero barra 60 cm
Towel bar 60 cm



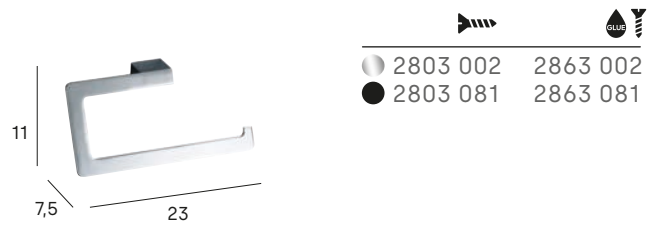
Toallero barra 45 cm
Towel bar 45 cm



Toallero barra 35 cm
Towel bar 35 cm





Anilla
Towel ring



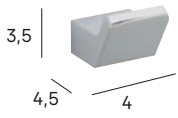
Portarrollos sin tapa
Paper holder w/o cover





Portarrollos
Paper holder




Percha
Hook



- 

- | | |
|------------|----------|
| ● 2808 002 | 2868 002 |
| ● 2808 081 | 2868 081 |

Repisa con toallero
Shelf with towel bar






- 
- | | |
|------------|--|
| ● 2835 002 | |
| ● 2835 081 | |

*repuesto /spare


*repuesto /spare



Jabonera de pared
Wall soap holder



- 

- | | |
|------------|----------|
| ● 2806 002 | 2866 002 |
| ● 2806 081 | 2866 081 |

Portacepillos de pared
Wall toothbrush holder





- 

- | | |
|------------|----------|
| ● 2805 002 | 2865 002 |
| ● 2805 081 | 2865 081 |

*repuesto /spare

Escobillero de pared
Wall toilet brush holder



- 

- | | |
|------------|----------|
| ● 2807 002 | 2867 002 |
| ● 2807 081 | 2867 081 |

*repuesto /spare

Escobillero de suelo
Floor toilet brush holder



- | | |
|------------|--|
| ● 2814 002 | |
| ● 2814 081 | |



6400

sintor

latón y zamak


/brass and zinc alloy



● 002 cromo/chrome





Toallero barra 60 cm
Towel bar 60 cm





● 6401 002

Toallero barra 45 cm
Towel bar 45 cm



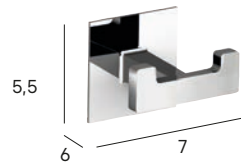

● 6418 002


Toallero barra 35 cm
Towel bar 35 cm



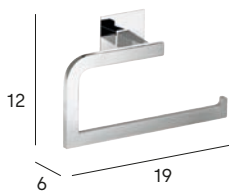

● 6431 002

Percha
Hook



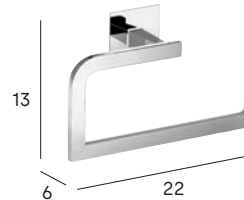

● 6408 002


Anilla pequeña
Small towel ring




● 6402 002

Anilla grande
Large towel ring




● 6403 002

*repuesto/spare

Dispensador de sobremesa
Table soap dispenser



● 6711 002

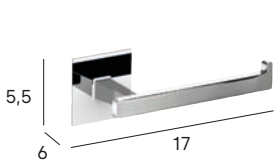
Portacepillos sobremesa
Table toothbrush holder




● 6715 002

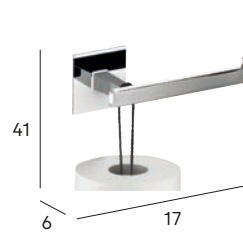
*repuesto/spare


Portarrollos sin tapa
Paper holder w/o cover




● 6412 002

Portarrollos con reserva
Paper holder with spare




● 6424 002

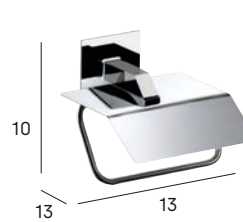
*repuesto/spare

Repisa
Shelf




● 6409 002


Portarrollos
Paper holder




● 6404 002

*repuesto/spare


Escobillero de suelo
Floor toilet brush holder



● 6914 002

*repuesto/spare


Escobillero de pared
Wall toilet brush holder




● 6967 002

Set de 4 piezas
4 pieces set




● 6400 002

- 2 perchas
- 1 portarrollos sin tapa
- 1 toallero barra 45 cm
- 2 hooks
- 1 paper holder w/o cover
- 1 towel bar 45 cm

nicole²²⁰⁰



latón, zamak e inox 304


/brass, zinc alloy and 304 st. steel





● 002 cromo/chrome

Toallero barra 60 cm
Towel bar 60 cm



▶▶▶
● 2201 002

Toallero barra 45 cm
Towel bar 45 cm




▶▶▶
● 2218 002

Toallero barra 35 cm
Towel bar 35 cm




▶▶▶
● 2231 002

Anilla
Towel ring




▶▶▶
● 2203 002

Portarrollos sin tapa
Paper holder w/o cover



▶▶▶
● 2212 002

Portarrollos
Paper holder

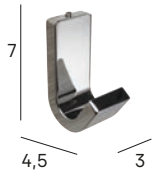



▶▶▶
● 2104 002



*repuesto/spare

Percha
Hook




● 2108 002

Dispensador de pared
Wall soap dispenser





● 2117 002

*repuesto/spare

*repuesto/spare


Jabonera de pared
Wall soap holder





● 2206 002

Portacepillos de pared
Wall toothbrush holder





● 2205 002

Dispensador de pared
Wall dispenser




● 6317 002

Repisa
Shelf






● 2209 002

*repuesto/spare

*repuesto/spare


Escobillero de suelo
Floor toilet brush holder




● 6714 002

Escobillero de pared
Wall toilet brush holder




● 6707 002

77




lys⁶⁷⁰⁰

latón y zamak
/brass and zinc alloy



Toallero barra 60 cm
Towel bar 60 cm




6701 002 6761 002

Toallero barra 45 cm
Towel bar 45 cm



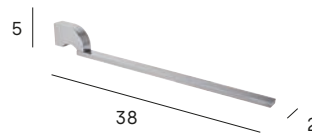
6718 002 6778 002

Toallero barra 35 cm
Towel bar 35 cm



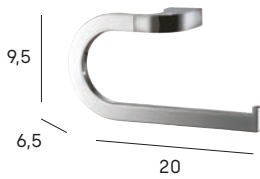
6731 002 6791 002

Toallero recto
Straight towel bar



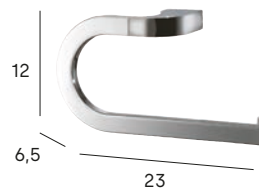
6752 002

Anilla pequeña
Small towel ring



6702 002 6762 002


Anilla grande
Large towel ring



6703 002 6763 002


*repuesto/spare

Repisa
Shelf




6709 002 6769 002

Percha
Hook




6708 002 6768 002

Portarrollos sin tapa
Paper holder w/o cover



6712 002 6772 002

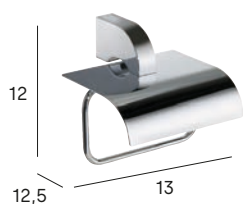
Portarrollos vertical
Vertical paper holder



6738 002 6798 002

*repuesto/spare

Portarrollos
Paper holder



6704 002 6764 002

Portarrollos con reserva
Paper holder with spare



6724 002 6784 002

*repuesto/spare

Dispensador de sobremesa
Table soap dispenser



6811 002

Portacepillos de sobremesa
Table toothbrush holder



6815 002

Jabonera de sobremesa
Table soap holder




6810 002

*repuesto/spare


*repuesto/spare

Escobillero de suelo
Floor toilet brush holder



2114 002

Escobillero de pared
Wall toilet brush holder



2107 002 2167 002

2100

luxor





latón y zamak
/brass and zinc alloy



● 002 cromo/chrome





Toallero barra 60 cm
Towel bar 60 cm



Toallero barra 45 cm
Towel bar 45 cm



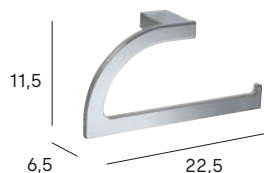
Toallero barra 35 cm
Towel bar 35 cm



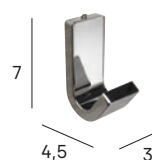
Toallero 25 cm
Towel bar 25 cm




Anilla
Towel ring



Percha
Hook




Portarrollos sin tapa
Paper holder w/o cover



▶▶▶
● 2112 002

Portarrollos
Paper holder



▶▶▶
● 2104 002

*repuesto/spare

Dispensador de pared
Wall soap dispenser




▶▶▶
● 2117 002



*repuesto/spare


Portacepillos de pared
Wall toothbrush holder



▶▶▶
● 2105 002

*repuesto/spare


Jabonera de pared
Wall soap holder



▶▶▶
● 2106 002

*repuesto/spare


Escobillero de suelo
Floor toilet brush holder



▶▶▶
● 2114 002

*repuesto/spare

Escobillero de pared
Wall toilet brush holder



▶▶▶
● 2107 002

6600 carmen

latón, zamak, inox 304 y Swarovski
/brass, zinc alloy, 304 st. steel
and Swarovski






- 002 cromo + Swarovski blanco /chrome + white Swarovski
- 003 cromo + Swarovski oro /chrome + gold Swarovski

87


Toallero barra 60 cm
Towel bar 60 cm



Toallero barra 45 cm
Towel bar 45 cm



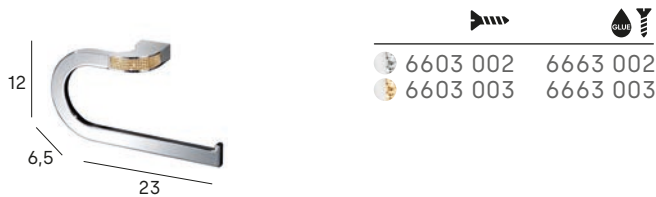
Toallero barra 35 cm
Towel bar 35 cm



Anilla pequeña
Small towel ring



Anilla grande
Large towel ring



Percha
Hook




| | | |
|--|----------|----------|
| | 6608 002 | 6668 002 |
| | 6608 003 | 6668 003 |




*repuesto/spare

Repisa
Shelf



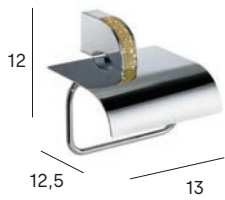
| | | |
|--|----------|----------|
| | 6609 002 | 6669 002 |
| | 6609 003 | 6669 003 |

Repisa con toallero
Shelf with towel bar




| | |
|--|----------|
| | 6635 002 |
| | 6635 003 |

Portarrollos
Paper holder



| | | |
|--|----------|----------|
| | 6604 002 | 6664 002 |
| | 6604 003 | 6664 003 |

Portarrollos sin tapa
Paper holder w/o cover



| | | |
|--|----------|----------|
| | 6612 002 | 6672 002 |
| | 6612 003 | 6672 003 |



*repuesto/spare

Dispensador de sobremesa
Table soap dispenser



6671 002
6671 003

*repuesto/spare

Dispensador de pared
Wall soap dispenser



6647 002
6647 003

Portacepillos de sobremesa
Table toothbrush holder



6675 002
6675 003


Portacepillos de pared
Wall toothbrush holder



6646 002
6646 003

*repuesto/spare

Escobillero de suelo
Floor toilet brush holder



6674 002
6674 003

*repuesto/spare


Escobillero de pared
Wall toilet brush holder



6627 002
6627 003


*repuesto/spare

Jabonera de sobremesa
Table soap holder



6670 002
6670 003

Portarrollos con escobillero
Paper holder with toilet brush holder



6689 002
6689 003



ayudas técnicas

/technical aids

En nuestras colecciones de ayudas técnicas, combinamos innovación y estética para crear soluciones accesibles que se adaptan a cualquier espacio de baño. Diseñadas con el más alto estándar de calidad, nuestras barras de apoyo, asientos y accesorios funcionales garantizan seguridad, comodidad y estilo, pensando en las necesidades de cada persona.

In our technical aids collections, we combine innovation and aesthetics to create accessible solutions that fit into any bathroom space. Designed to the highest quality standards, our grab bars, seats and functional accessories guarantee safety, comfort and style, taking in mind the needs of each individual.



core

95



blanc

99



bold

103



Asientos /Seats

109



Acero Inoxidable 304
/304 Stainless Steel

1900

core



core



Sist. fijación /Fixing system



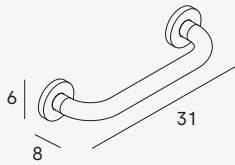
Acabados /Finishes

- 053 pulido brillo /shiny polish
- 081 negro mate /matt black
- 002 cromo /chrome

95

Asa de sujeción 31 cm
Fixing handle 31 cm

LATÓN

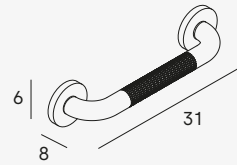


- 2589 002
- 2589 081

Diámetro barra Ø2,5 cm
/Diameter bar Ø2,5 cm

Asa de sujeción 31 cm
Fixing handle 31 cm

LATÓN

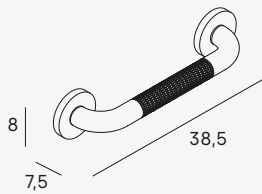


- 6389 002
- 6389 081

Diámetro barra Ø2,5 cm
/Diameter bar Ø2,5 cm

Antideslizante
/Antislip

Asa de sujeción 38,5 cm
Fixing handle 38,5 cm

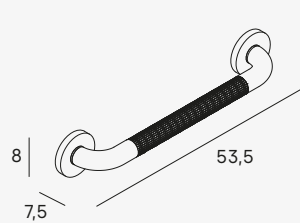


- 1987 053

Diámetro barra Ø3,2 cm
/Diameter bar Ø3,2 cm

Antideslizante
/Antislip

Asa de sujeción 53,5 cm
Fixing handle 53,5 cm

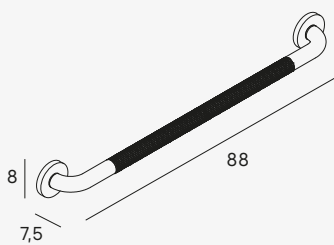


- 1988 053

Diámetro barra Ø3,2 cm
/Diameter bar Ø3,2 cm

Antideslizante
/Antislip

Asa de sujeción 88 cm
Fixing handle 88 cm

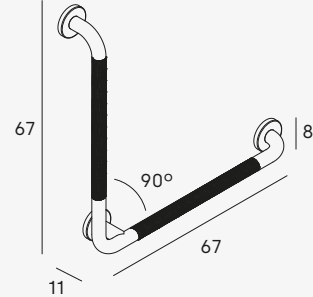


- 1959 053

Diámetro barra Ø3,2 cm
/Diameter bar Ø3,2 cm

Antideslizante
/Antislip

Barra de apoyo en L
L fixing handle

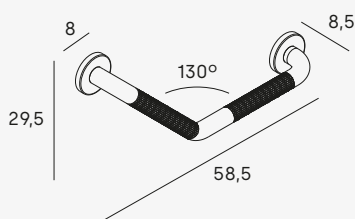


- 1957 053

Diámetro barra Ø3,2 cm
/Diameter bar Ø3,2 cm

Antideslizante
/Antislip

Asa de sujeción angular
Angular fixing handle

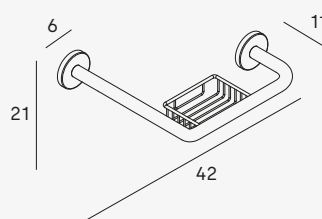


- 1958 053

Diámetro barra Ø3,2 cm
/Diameter bar Ø3,2 cm

Antideslizante
/Antislip

Asa de sujeción angular con rejilla
Angular fixing handle with basket



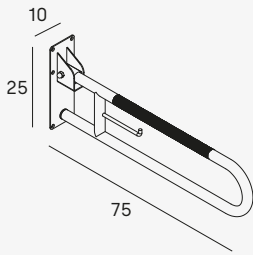
- 2594 002

Diámetro barra Ø2,5 cm
/Diameter bar Ø2,5 cm

- 053 pulido brillo /shiny polish
- 081 negro mate /matt black
- 002 cromo /chrome

Altura de instalación recomendada entre 75-120 cm.
/Recommended installation height 75-120 cm.

Barra de apoyo abatible
Folding handle

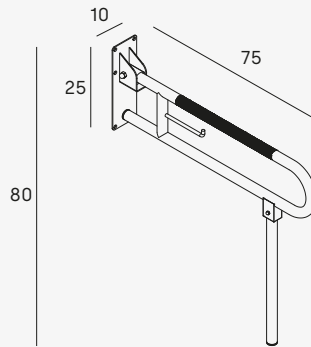


▶▶▶
● 1989 053

Diámetro barra Ø3,2 cm
/Diameter bar Ø3,2 cm

Antideslizante
/Antislip

Barra de apoyo abatible con pata
Folding handle with leg



▶▶▶
● 1986 053

Diámetro barra Ø3,2 cm
/Diameter bar Ø3,2 cm

Antideslizante
/Antislip





Acero Inoxidable 304 y ABS
/304 Stainless Steel and ABS

1800



blanc

blanc



Sist. fijación /Fixing system

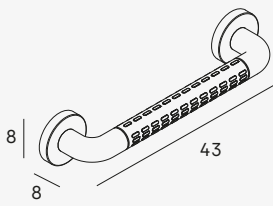


Acabados /Finishes

○ 075 blanco /white

99

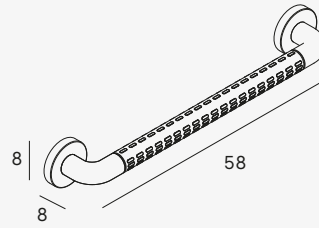
Asa de sujeción 43 cm
Fixing handle 43 cm



▶▶▶▶
○ 1855 075

Diámetro barra Ø3,5 cm
/Diameter bar Ø3,5 cm
Antideslizante
/Antislip

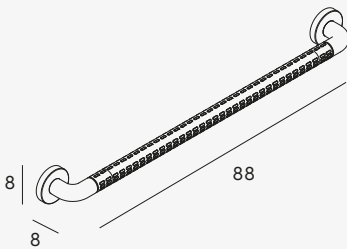
Asa de sujeción 58 cm
Fixing handle 58 cm



▶▶▶▶
○ 1856 075

Diámetro barra Ø3,5 cm
/Diameter bar Ø3,5 cm
Antideslizante
/Antislip

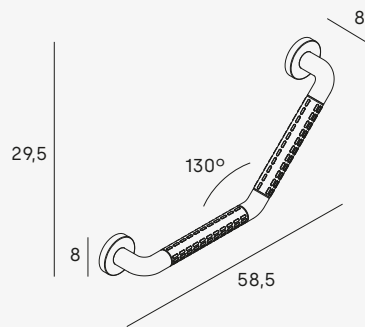
Asa de sujeción 88 cm
Fixing handle 88 cm



▶▶▶▶
○ 1859 075

Diámetro barra Ø3,5 cm
/Diameter bar Ø3,5 cm
Antideslizante
/Antislip

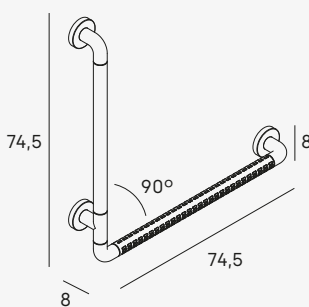
Asa de sujeción angular
Angular fixing handle



▶▶▶▶
○ 1858 075

Diámetro barra Ø3,5 cm
/Diameter bar Ø3,5 cm
Antideslizante
/Antislip

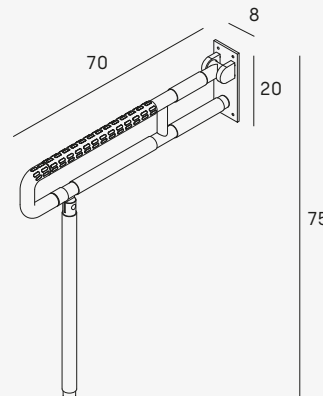
Barra de apoyo en L
L fixing handle



▶▶▶▶
○ 1857 075

Diámetro barra Ø3,5 cm
/Diameter bar Ø3,5 cm
Antideslizante
/Antislip

Barra de apoyo abatible con pata
Folding handle with leg



▶▶▶▶
○ 1854 075

Diámetro barra Ø3,5 cm
/Diameter bar Ø3,5 cm
Antideslizante
/Antislip

Altura de instalación recomendada entre 75-120 cm.
/Recommended installation height 75-120 cm.



blanc



Acero Inoxidable 304
/304 Stainless Steel

1700



bold

Sist. fijación / Fixing system



Acabados / Finishes

- 053 pulido brillo/shinny polish
- 081 negro mate/matt black
- 021 oro cepillado/brushed gold



103

Creemos que la belleza en los accesorios de baño no está reñida con la accesibilidad. Por eso, presentamos nuestra nueva colección, donde accesibilidad, seguridad, resistencia y diseño se fusionan en una serie de piezas pensadas para hacer la vida en el baño más cómoda y funcional. Los acabados en cromo, negro mate y oro cepillado añaden un toque de color y versatilidad, convirtiendo cada elemento en una declaración de estilo y practicidad.

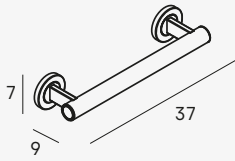
We believe that beauty in bathroom accessories is not incompatible with accessibility. That's why we present our new collection, where accessibility, safety, strength and design merge in a series of pieces designed to make life in the bathroom more comfortable and functional. Chrome, matt black and brushed gold finishes add a touch of color and versatility, turning each element into a statement of style and practicality.





bold

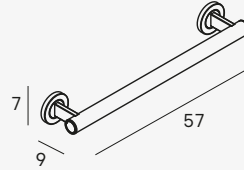
Asa de sujeción 37 cm
Fixing handle 37 cm



-
- 1755 053
 - 1755 081
 - 1755 021

Diámetro barra Ø3,2 cm
/Diameter bar Ø3,2 cm

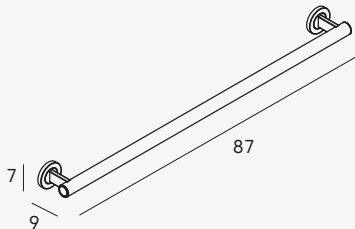
Asa de sujeción 57 cm
Fixing handle 57 cm



-
- 1756 053
 - 1756 081
 - 1756 021

Diámetro barra Ø3,2 cm
/Diameter bar Ø3,2 cm

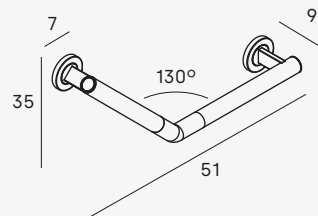
Asa de sujeción 87 cm
Fixing handle 87 cm



-
- 1759 053
 - 1759 081
 - 1759 021

Diámetro barra Ø3,2 cm
/Diameter bar Ø3,2 cm

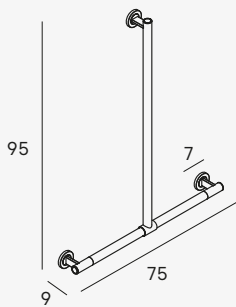
Asa de sujeción angular
Angular fixing handle



-
- 1758 053
 - 1758 081
 - 1758 021

Diámetro barra Ø3,2 cm
/Diameter bar Ø3,2 cm

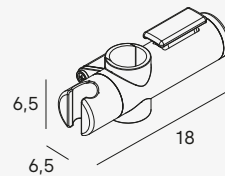
Barra de apoyo en T
T fixing handle



-
- 1761 053
 - 1761 081
 - 1761 021

Diámetro barra Ø3,2 cm
/Diameter bar Ø3,2 cm

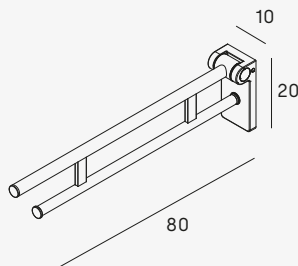
Soporte de ducha regulable
Adjustable shower support



-
- 1762 002
 - 1762 081
 - 1762 021

Apto para barra de Ø3,2 cm
/Suitable for Ø3,2 cm bar

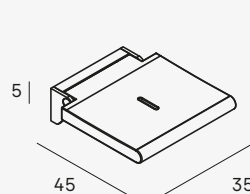
Barra de apoyo abatible
Folding handle



-
- 1760 053
 - 1760 081
 - 1760 021

Diámetro barra Ø3,2 cm
/Diameter bar Ø3,2 cm

Asiento abatible
Folding seat



-
- 1742 081

Altura de instalación recomendada entre 45-50 cm
/Recommended installation height 45-50 cm

- 053 pulido brillo/shinny polish
- 081 negro mate/matt black
- 021 oro cepillado/brushed gold
- 002 cromo/chrome

asientos /seats

Asiento de ducha abatible
Folding shower seat

● 1742 081

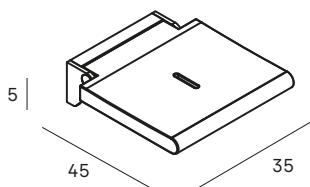
Acero inox 304 + PE
/304 St. Steel + PE

Fácil de limpiar
Easy cleaning

Orificios de drenaje
Drainage slot

Superficie antideslizante
Anti slip surface

Altura de instalación
recomendada entre 45-50 cm
Recommended installation
height 45-50 cm

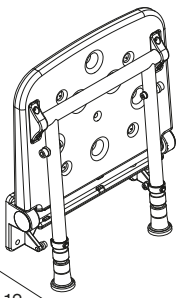


*Carga máxima: 150kg. Adecuado para paredes de pladur, chapadas etc. utilizando la tornillería adecuada.
/Maximum load: 150kg. Suitable for plasterboard or veneer walls using the adequate fixing screws.

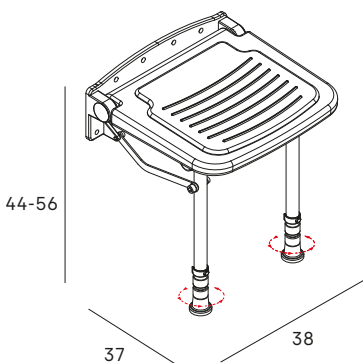
Asiento de ducha abatible
Folding shower seat

○ 1841 074

Acero inox 304 + ABS
/304 St. Steel + ABS



10



Regulable en 5 alturas
5 levels adjustable height

Orificios de drenaje
Draining holes

Pies regulables de 0 a 10 mm
Adjustable feet from 0 to 10 mm

Anticorrosión
Corrosion resistant

Fácil de limpiar
Easy cleaning

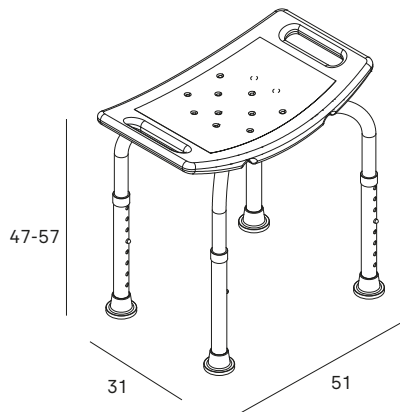
Gomas antideslizantes
Anti slip rubber

*Carga máxima: 200kg. Adecuado para paredes de pladur, chapadas etc. utilizando la tornillería adecuada.
/Maximum load: 200kg. Suitable for plasterboard or veneer walls using the adequate fixing screws.

Asiento de ducha
Shower seat

Aluminio + ABS
/Aluminium + ABS

○ 1940 054



Altura regulable
Adjustable height

Anticorrosión
Corrosion resistant

Orificios de drenaje
Draining holes

Fácil de limpiar
Easy cleaning

Gomas antideslizantes
Anti slip rubber

Carga máxima: 116 kg
Maximum load: 116 kg

Asas incorporadas
Built-in handles

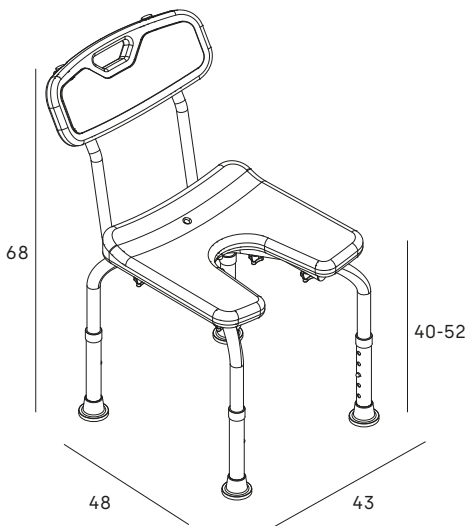
Superficie antideslizante
Anti slip surface



Silla de ducha
Shower chair

Aluminio + ABS
/Aluminium + ABS

○ 1941 054



Altura regulable
Adjustable height

Orificios de drenaje
Draining holes

Gomas antideslizantes
Anti slip rubber

Asas incorporadas
Built-in handles

Anticorrosión
Corrosion resistant

Fácil de limpiar
Easy cleaning

Carga máxima: 116 kg
Maximum load: 116 kg

Superficie antideslizante
Anti slip surface

comple- mentos

/comple- ments




limpamamparas
/glass wiper

115



repisas
/shelves

117



toalleros
/towel rails

121



rejillas
/baskets

127



a pared y sobremesa 133
/wall and table mounted



espejos de aumento 139
/magnifying mirrors



escobilleros 145
/toilet brushes



toalleros de pie 151
/standing towel holders



auxiliares de pie 153
/standing auxiliaries


Más allá de las colecciones, incorporamos una gran variedad de complementos pensados para resolver esas pequeñas necesidades que aparecen cuando entras en el baño.

In addition to the collections, we incorporate a wide range of complements designed to solve those little needs that arise when you enter the bathroom.

limpia
mamparas

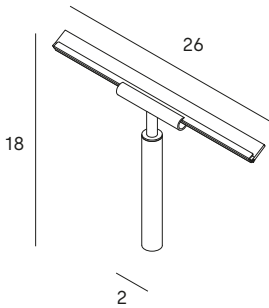
/glass wiper



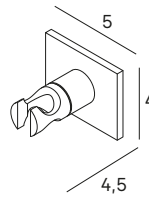


*repuesto/spare

Limpia mampara
Glass wiper



Fijación a pared
Wall fixing



- 6353 002
- 6353 081



Se puede personalizar con su logotipo (min. 50 uds)
Can be customized with you own logo (min. 50 units)

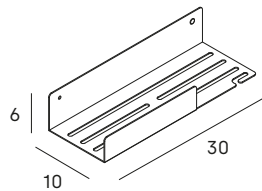
repisas /shelves



Repisa de ducha con percha
Shower shelf with hook



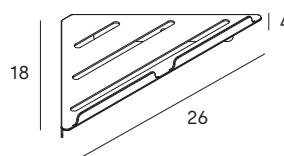
-  2327 053
-  2327 081
-  2327 021



Repisa esquinera de ducha
Corner shower shelf



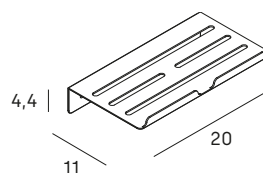
-  2328 053
-  2328 081
-  2328 012
-  2328 032
-  2328 040
-  2328 034
-  2328 075
-  2328 056
-  2328 021
-  2328 047



Repisa de ducha
Shower shelf



-  2326 053
-  2326 081
-  2326 012
-  2326 032
-  2326 040
-  2326 034
-  2326 075
-  2326 056
-  2326 021
-  2326 047






- 053 pulido brillo /shiny polish
- 012 inox cepillado /brushed st. steel
- 056 oro/gold
- 021 oro cepillado /brushed gold
- 047 bronce cepillado /brushed bronze


- 081 negro mate /matt black
- 032 verde reseda /reseda green
- 040 azul atlántico/atlantic blue
- 034 terracota/terracotta
- 075 blanco mate /matt white

Repisa Shelf




- 2309 012
- 2309 081
- 2309 075
- 2309 040
- 2309 032
- 2309 034

Repisa con toallero Shelf with towel rail



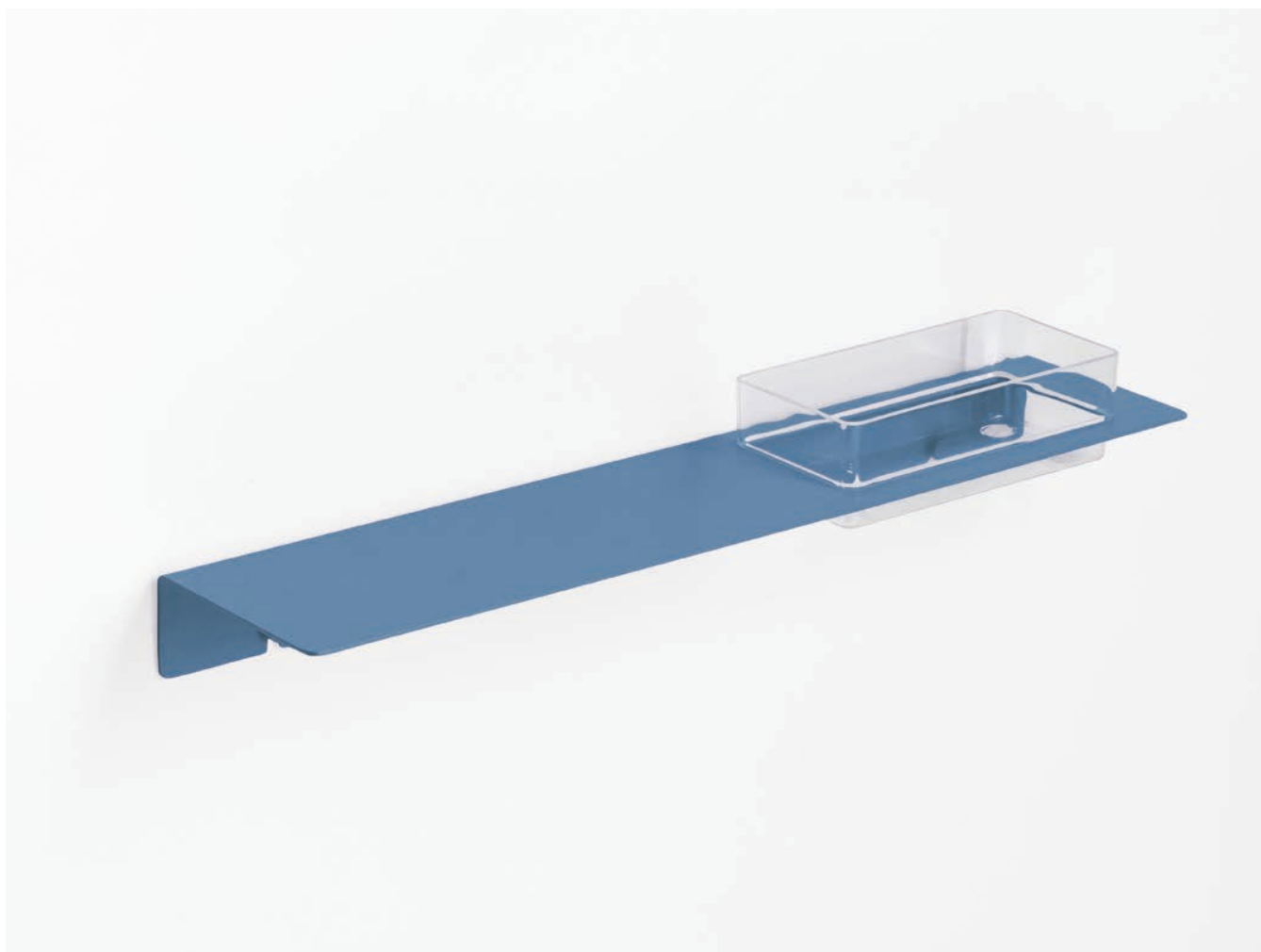
- 2336 012
- 2336 081
- 2336 075
- 2336 040
- 2336 032
- 2336 034

Repisa Shelf



- 2209 002


- 002 cromo /chrome
- 012 inox cepillado /brushed st. steel
- 081 negro mate /matt black
- 075 blanco mate /matt white
- 040 azul atlántico /atlantic blue
- 032 verde reseda /reseda green
- 034 terracota /terracotta





*repuesto/spare

Repisa
Shelf



- 2409 002
- 2409 081
- 2409 011

*repuesto/spare


Repisa
Shelf



- 6709 002
- 6769 002

*repuesto/spare


Repisa
Shelf



- 1509 002

*repuesto/spare

Repisa
Shelf



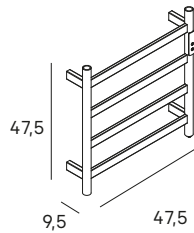
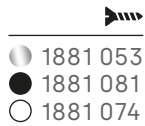
- 6409 002

- 002 cromo /chrome
- 081 negro mate /matt black
- 011 latón envejecido /old brass

toalleros eléctricos

Toallero eléctrico
Electric towel warmer

INOX 304



Potencial nominal 90W
Rated power 90W



Temporizador de 1 a 8 horas
1 to 8 hours timer

Resistencia de fibra de carbono
Carbon fiber resistance

Temperatura de 45 a 70°C
Temperature from 45 to 70°C

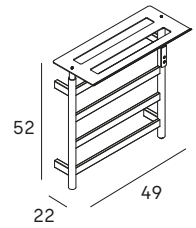
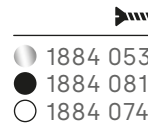
Tensión: 220~240V / 50Hz
Voltage: 220~240V / 50Hz

Interruptor on/off
On/off switch

Aislamiento IP44 (Pulido brillo IP21)
Insulation IP44 (Shiny polish IP21)

Toallero eléctrico con repisa
Electric towel warmer with shelf

INOX 304



Potencial nominal 90W
Rated power 90W



Longitud de cable: 1 m
Wire length: 1 m

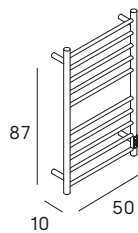
- 053 pulido brillo/shiny polish
- 081 negro mate/matt black
- 074 blanco/white

/electric towel warmers

Toallero eléctrico
Electric towel warmer

INOX 304

- 6881 053
- 6881 081



Potencial nominal 83W
Rated power 83W



Temporizador de 2 a 4 horas
2 to 4 hours timer

Resistencia de silicona
Silicone resistance

Temperatura de 55 a 65°C
Temperature from 55 to 65°C

Tensión: 220-240V / 50Hz
Voltage: 220-240V / 50Hz

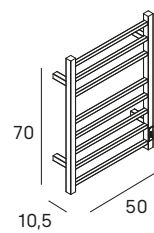
Interruptor on/off
On/off switch

Aislamiento IP44
Insulation IP44

Toallero eléctrico
Electric towel warmer

INOX 304

- 6884 053
- 6884 081



Potencial nominal 95W
Rated power 95W



Longitud de cable: 1 m
Wire length: 1 m

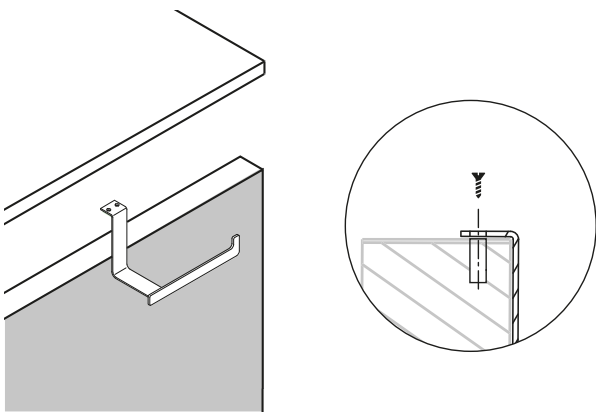
- 053 pulido brillo/shiny polish
- 081 negro mate/matt black

121

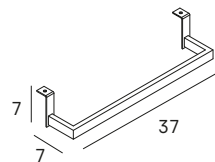
toalleros laterales /lateral towel rails

sistema sujeción /fixing system

Apto para todo tipo de grosor de tablero
/Suitable for furniture with any thickness board

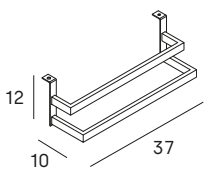


Toallero lateral Lateral towel rail



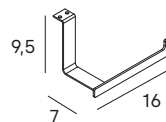
- 2845 002
- 2845 081
- 2845 075

Toallero doble lateral Double lateral towel rail



- 2847 002
- 2847 081

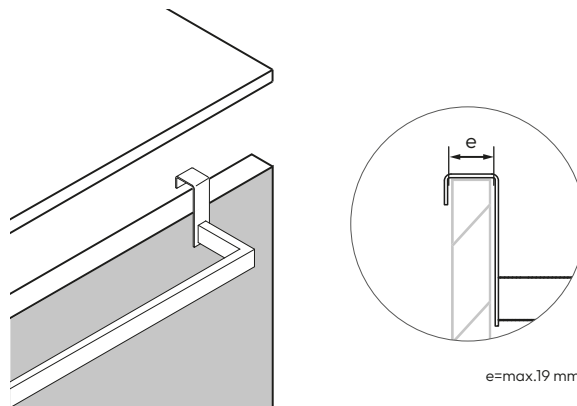
Portarrollos lateral Lateral paper holder



- 1621 002
- 1621 081

sistema sujeción /fixing system

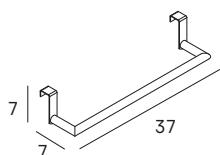
Apto para muebles con tablero de hasta 19 mm de espesor (e)
/Suitable for furniture with board thickness up to 19 mm (e)



- 002 cromo /chrome
- 081 negro mate /matt black
- 075 blanco mate /matt white
- 021 oro cepillado /brushed gold

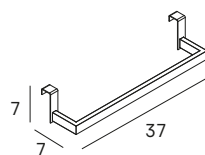
toalleros
/towel rails

Toallero lateral
Lateral towel rail



- 6343 002
- 6343 081
- 6343 075
- 6343 021

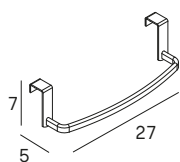
Toallero lateral
Lateral towel rail



- 6345 002
- 6345 081
- 6345 075
- 6345 021

Toallero lateral 27 cm
Lateral towel rail 27 cm

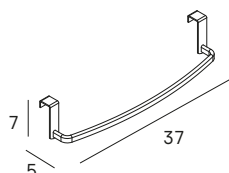
LATÓN



- 2543 002

Toallero lateral 37 cm
Lateral towel rail 37 cm

LATÓN



- 2563 002


toalleros repisa /towel shelves



- 002 cromo /chrome
- 012 inox cepillado /brushed st. steel
- 053 pulido brillo /shiny polish
- 025 cromo y madera /chrome and wood
- 056 oro /gold
- 021 oro cepillado /brushed gold
- 047 bronce cepillado /brushed bronze

- 022 gun metal /gun metal
- 011 latón envejecido /old brass
- 075 blanco mate /matt white
- 081 negro mate /matt black
- 040 azul atlántico /atlantic blue
- 032 verde reseda /reseda green
- 034 terracota /terracotta


Repisa con toallero
Shelf with towel rail




▶▶▶▶
● 1435 002

Repisa con toallero y perchas
Shelf with towel rail and hooks

INOX 304



▶▶▶▶ 
● 6535 053 6595 053
● 6535 081 6595 081
● 6535 012 6595 012
● 6535 056 6595 056
● 6535 021 6595 021
● 6535 022 6595 022
● 6535 047 6595 047


Repisa con perchas
Shelf with hooks

INOX 304



▶▶▶▶
● 2335 012
● 2335 081
○ 2335 075
● 2335 040
● 2335 032
● 2335 034

Repisa con toallero
Shelf with towel rail



▶▶▶▶
● 2835 002
● 2835 081

Repisa con perchas
Shelf with hooks

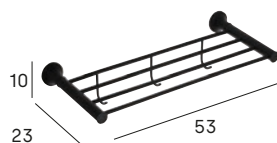
INOX 304



▶▶▶▶
● 2635 053
● 2635 081

Repisa con perchas
Shelf with hooks


LATÓN



▶▶▶▶
● 2435 002
● 2435 081
● 2435 011


Toallero con perchas
Towel rail with hooks

INOX 304



▶▶▶▶
● 2234 002

Repisa con perchas
Shelf with hooks



▶▶▶▶
● 1935 025

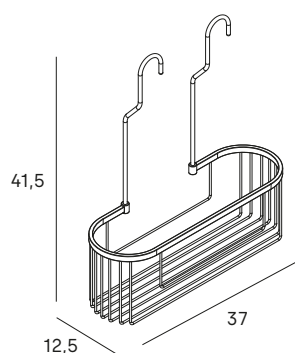
rejillas /baskets



Rejilla a grifo
Faucet basket

INOX 304

● 2725 002

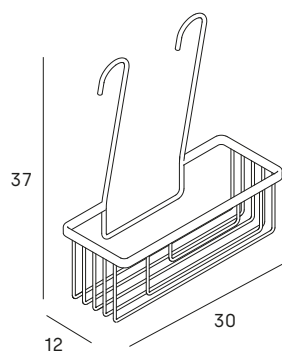


Rejilla a grifo
Faucet basket

LATÓN

● 6225 002

● 6225 081



● 002 cromo/chrome

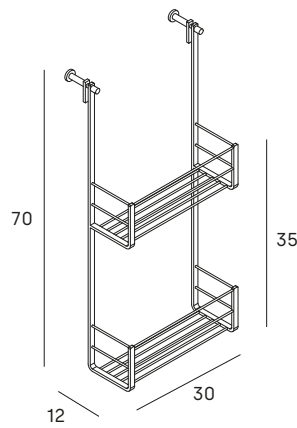
● 081 negro mate/matt black



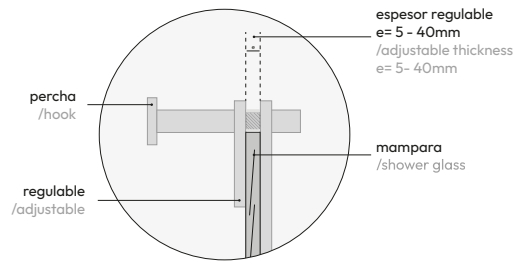
Rejilla mampara doble con perchas
Double shower cabin basket with hooks

LATÓN

6229 002



Apto para fijos de mamparas
/Suitable for fixed cabin shower glass



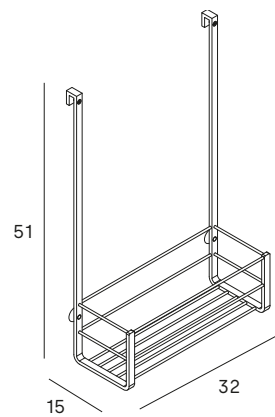
rejillas
/baskets



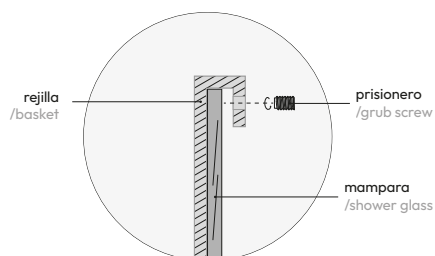
Rejilla para mampara
Shower cabin basket

LATÓN

6429 002
6429 081



Apto para fijo y puerta deslizando sin perfil
/Suitable for fixed and sliding door without profile

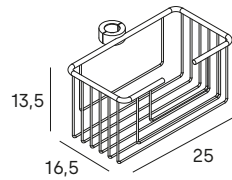


Rejilla para barra de ducha
Shower bar basket

INOX 304



● 2726 002



Se monta con el tubo instalado
Apta para tubo de Ø22 y Ø25 mm

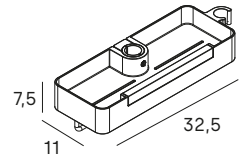
/To be assembled with tube already installed
Suitable for Ø22 and Ø25 mm tube

Jabonera para barra de ducha
Shower bar soap holder



● 1126 081
○ 1126 074

*Incluye limpiamamparas
/Includes glass wiper




Se monta con el tubo instalado
Apta para tubo de Ø22 y Ø25 mm

/To be assembled with tube already installed
Suitable for Ø22 and Ø25 mm tube



Cesta de ducha
Shower basket

INOX 304




▶▶▶
● 2826 081 56 €
● 2826 006 56 €

*Incluye limpiamamparas
/Includes glass wiper

Cesta esquinera de ducha
Corner shower basket

INOX 304

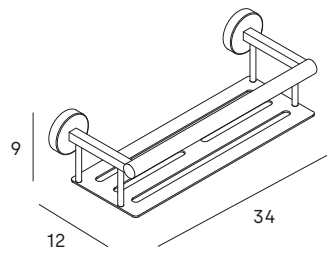



▶▶▶
● 2828 081 56 €
● 2828 006 56 €

*Incluye limpiamamparas
/Includes glass wiper



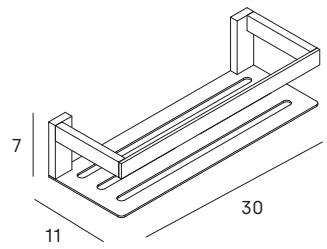
Rejilla
Basket




- 
● 1526 002
● 1526 081



Rejilla
Basket

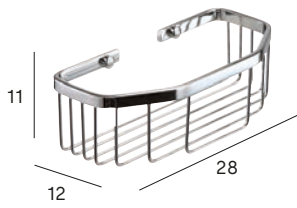


- 
● 2126 002
● 2126 081

- 002 cromo /chrome
- 081 negro mate /matt black
- 074 blanco brillo /shiny white
- 006 cromo+negro /chrome+black

Rejilla
Basket

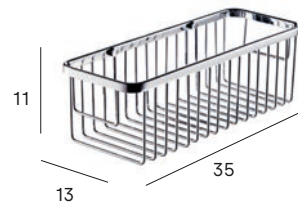
INOX 304



| | | | |
|---|----------|----------|--|
| | | | |
| ● | 6526 053 | 6586 053 | |
| ● | 6526 012 | 6586 012 | |
| ● | 6526 081 | 6586 081 | |
| ● | 6526 056 | 6586 056 | |
| ● | 6526 021 | 6586 021 | |
| ● | 6526 047 | 6586 047 | |
| ● | 6526 022 | 6586 022 | |

Rejilla
Basket

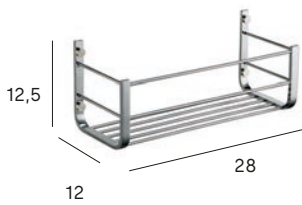
LATÓN



| | | | |
|---|----------|----------|--|
| | | | |
| ● | 9526 002 | 9586 002 | |

Rejilla
Basket

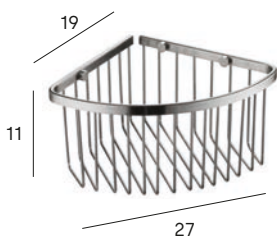
LATÓN



| | | | |
|---|----------|----------|--|
| | | | |
| ● | 6226 002 | 6486 002 | |
| ● | 6226 081 | 6486 081 | |

Rejilla esquinera
Corner basket

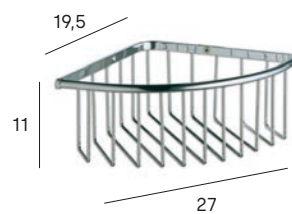
INOX 304



| | | | |
|---|----------|----------|--|
| | | | |
| ● | 6528 053 | 6588 053 | |
| ● | 6528 012 | 6588 012 | |
| ● | 6528 081 | 6588 081 | |
| ● | 6528 056 | 6588 056 | |
| ● | 6528 021 | 6588 021 | |
| ● | 6528 047 | 6588 047 | |
| ● | 6528 022 | 6588 022 | |

Rejilla esquinera
Corner basket

LATÓN

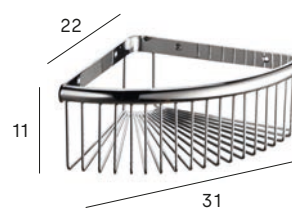


| | | | |
|---|----------|--|--|
| | | | |
| ● | 2528 002 | | |

- 002 cromo/chrome
- 081 negro mate/matt black
- 053 pulido brillo /shiny polish
- 012 inox cepillado /brushed st. steel
- 056 oro/gold
- 021 oro cepillado /brushed gold
- 047 bronce cepillado /brushed bronze
- 022 gun metal/gun metal

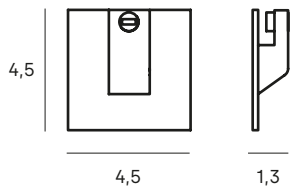
Rejilla esquinera
Corner basket

LATÓN



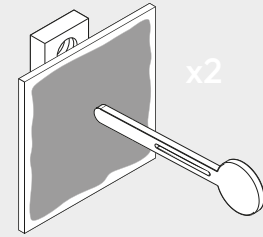
| | | | |
|---|----------|----------|--|
| | | | |
| ● | 2506 002 | 6788 002 | |

Kit adhesivo para rejillas
Double hanging set



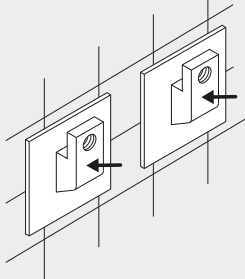
- GLUE
- 0278 002
 - 0278 012
 - 0278 081
 - 0278 056
 - 0278 021
 - 0278 047
 - 0278 022

1 Aplicar y extender adhesivo
/Apply and spread adhesive

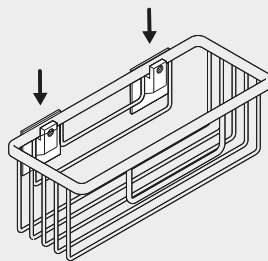


***Incluye dos soportes + MT Glue**
/Includes two wall supports + MT Glue

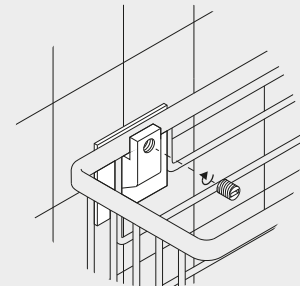
2 Colocar y dejar secar
/Place and let dry



3 Posicionar rejilla en los ganchos
/Place basket on hooks



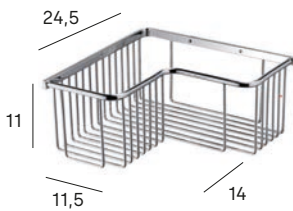
4 Ajustar tornillo prisionero
/Adjust set screw



rejillas
/baskets

Rejilla esquinera
Corner basket

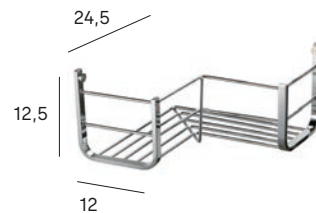
LATÓN



- ▶▶▶
- 2508 002

Rejilla esquinera
Corner basket

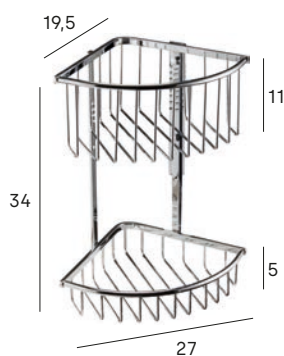
LATÓN



- ▶▶▶
- 6228 002
 - 6228 081

Rejilla esquinera doble
Double corner basket

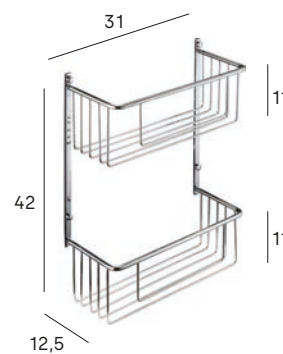
LATÓN



- ▶▶▶
- GLUE
- 2518 002
 - 6888 002

Rejilla doble
Double basket

LATÓN



- ▶▶▶
- 2517 002

a pared y sobremesa



/wall and table mounted

*repuesto/spare

Dispensador de sobremesa
Table soap dispenser



- 1711 002
- 1711 081
- 1711 021

*repuesto/spare

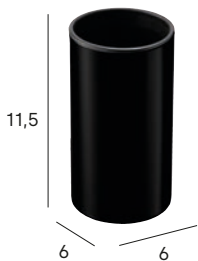
Dispensador de pared
Wall soap dispenser



- 1717 002
- 1717 081
- 1717 021



Portacepillos sobremesa
Table toothbrush holder



- 1715 002
- 1715 081
- 1715 021


Portacepillos de pared
Wall toothbrush holder



- 1705 002
- 1705 081
- 1705 021



Jabonera sobremesa
Table soap holder



- 1710 002
- 1710 081

- 002 cromo/chrome
- 081 negro mate/matt black
- 021 oro cepillado /brushed gold




a pared y sobremesa
/wall and table

*repuesto/spare


Dispensador de pared
Wall soap dispenser




● 6717 002

Portacepillos de pared
Wall toothbrush holder




● 6705 002

*repuesto/spare

Dispensador de sobremesa
Table soap dispenser



● 6711 002

Portacepillos sobremesa
Table toothbrush holder



● 6715 002



*repuesto/spare

Dispensador de sobremesa
Table soap dispenser



● 6811 002

Portacepillos de sobremesa
Table toothbrush holder



● 6815 002

Jabonera de sobremesa
Table soap holder



● 6810 002

Dispensador de sobremesa
Table soap dispenser



● 2811 002

*repuesto/spare

Portacepillos de sobremesa
Table toothbrush holder




● 1915 035

Dispensador de sobremesa
Table soap dispenser



● 1911 025

Jabonera de sobremesa
Table soap holder



● 1910 035

● 002 cromo/chrome

● 025 cromo+madera/chrome+wood

a pared y sobremesa
/wall and table

*repuesto/spare

Dispensador de pared
Wall soap dispenser




*repuesto/spare

Portacepillos pared
Wall toothbrush holder



*repuesto/spare


Jabonera de pared
Wall soap holder



Dispensador a pared 150 ml
Wall soap dispenser 150 ml



Jabonera de pared
Wall soap holder

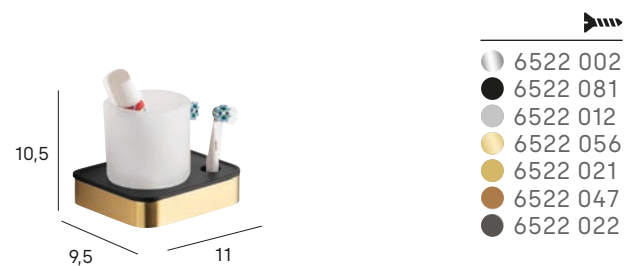


*repuesto/spare

Repisa de pared de ducha
Wall shower shelf



Portacepillos de pared
Wall toothbrush holder




*repuesto/spare

Portacepillos de pared
Wall toothbrush holder




*repuesto/spare

Jabonera de pared
Wall soap holder




*repuesto/spare

Portacepillos de pared
Wall toothbrush holder



*repuesto/spare

Jabonera de pared
Wall soap holder



*repuesto/spare

Portacepillos de pared
Wall toothbrush holder



*repuesto/spare

Jabonera de pared
Wall soap holder



- 002 cromo/chrome
- 012 inox cepillado /brushed st. steel
- 081 negro mate /matt black
- 056 oro /gold
- 021 oro cepillado /brushed gold
- 047 bronce cepillado /brushed bronze
- 022 gun metal /gun metal

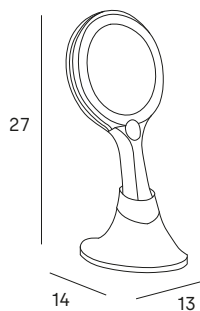
espejos de
aumento

/magnifying
mirrors



Espejo de mano

Hand mirror



- 1750 002
- 1750 074

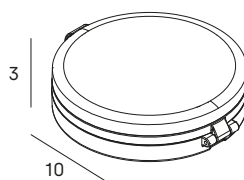
Doble aumento x1, x5
2 tipos de luz:
• 5000°K luz fría
• 3500°K luz cálida

Double magnification x1, x5
2 types of light:
• 5000°K cold light
• 3500°K warm light



Espejo de bolso

Handbag mirror



- 1347 081

ABS negro
Lunas de Ø10 cm
3 lunas
• x1 aumento
• x5 aumentos (con luz fría)
• x10 aumentos (con luz fría)
Batería de litio recargable 300 mAh
Regulador de intensidad

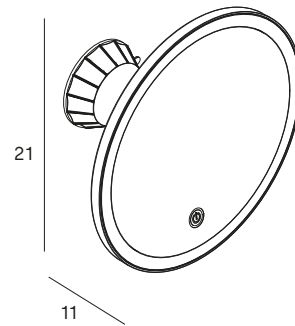
ABS black
Ø10 cm panes
3 panes
• x1 magnification
• x5 magnification (with cold light)
• x10 magnification (with cold light)
Rechargeable lithium battery 300 mAh
Intensity dimmer

- 002 cromo /chrome
- 081 negro /black
- 074 blanco /white
- 041 plata /silver

*Todos los espejos incluyen cable USB y paño de limpieza
/All mirrors include charging cable and cleaning cloth



Espejo a pared con ventosa Magnifying mirror with suction cup



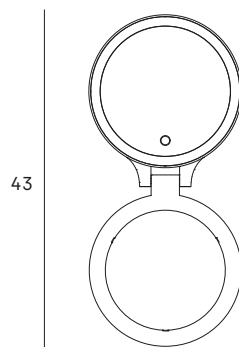
● 1348 081
○ 1348 075

Luna de Ø21 cm con x7 aumentos
3 tipos de luz (cálida, natural y fría)
Base tipo ventosa
Espejo removible (sujeto con imán)
Batería de litio recargable 2000 mAh
Regulador de intensidad

Ø21 cm pane with x7 magnifications
3 types of light (warm, natural and cold)
Suction cup base
Removable mirror (fixed with magnet)
Rechargeable lithium battery 2000 mAh
Intensity dimmer



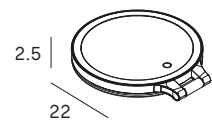
Espejo multifunción Multifunction mirror



○ 1351 074

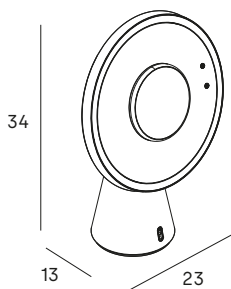
Lunas de Ø19,5 cm
2 lunas
• x1 aumento (con luz)
• x7 aumentos (con luz)
3 tipos de luz (cálida, natural y fría)
Batería de litio recargable 1800 mAh
Regulador de intensidad

Ø19,5 cm pane
2 panes
• x1 magnification (with light)
• x7 magnification (with light)
3 types of light (warm, natural and cold)
Rechargeable lithium battery 1800 mAh
Intensity dimmer



*Todos los espejos incluyen cable USB y paño de limpieza
/All mirrors include charging cable and cleaning cloth

Espejo de sobremesa con Bluetooth
Standing mirror with Bluetooth



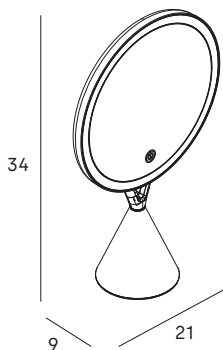
● 1349 041

Luna de Ø23 cm
 2 lunas
 • x1 aumento (con luz)
 • x7 aumento extraíble con imán Ø10 cm
 3 tipos de luz (cálida, natural y fría)
 Altavoz Bluetooth
 Batería de Li-Poly recargable 3000 mAh
 Regulador de intensidad
 Se convierte en lámpara de noche

Ø23 cm pane
 2 pane
 • x1 magnification (with light)
 • x7 magnifying magnetic mirror Ø10 cm
 3 types of light (warm, natural and cold)
 Bluetooth speaker
 Rechargeable Li-Poly battery 3000 mAh
 Intensity dimmer
 Turns into a night lamp



Espejo de sobremesa
Standing mirror



● 1350 041

Lunas de Ø21 cm
 2 lunas
 • x1 aumento (con luz)
 • x7 aumento extraíble con imán Ø10 cm
 3 tipos de luz (cálida, natural y fría)
 Batería de litio recargable 1000 mAh
 Regulador de intensidad

Ø21 cm pane
 2 pane
 • x1 magnification (with light)
 • x7 magnifying magnetic mirror Ø10 cm
 3 types of light (warm, natural and cold)
 Rechargeable lithium battery 1000 mAh
 Intensity dimmer



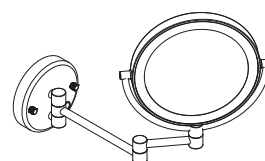
espejos de aumento
 /magnifying mirrors

*Todos los espejos incluyen cable USB y paño de limpieza
 /All mirrors include charging cable and cleaning cloth

*repuesto/spare

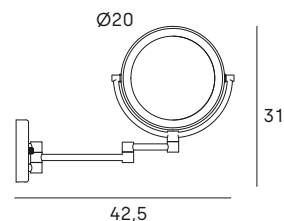
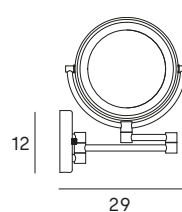


Espejo de aumento 5x con luz
5x magnifying mirror with light



- 6348 002
- 6348 081
- 6348 011

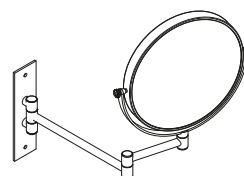
Led 4W con sensor
Led 4W with sensor



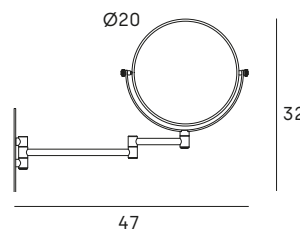
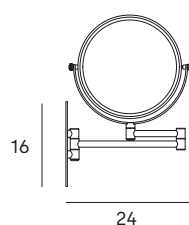
*repuesto/spare



Espejo de aumento 5x
5x magnifying mirror



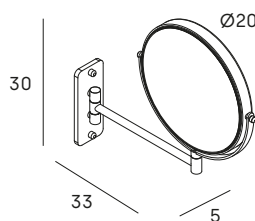
- 6349 002 6549 002
- 6349 081



*repuesto/spare



Espejo aumento 5x
5x magnifying mirror


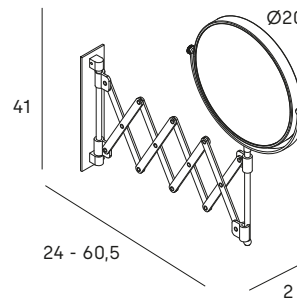


- 6249 002
- 6249 081
- 6249 021

*repuesto/spare

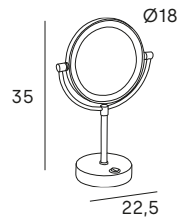


Espejo de aumento 5x extensible
Extendable 5x magnifying mirror



*repuesto/spare

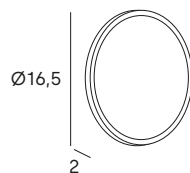
Espejo de aumento 5x sobremesa
Standing 5x magnifying mirror




Led 3W con sensor
Led 3W with sensor

Funciona con 4 pilas AA
Works with 4 AA batteries

Espejo aumento 7x con imán
7x magnifying mirror with magnet



Espejo aumento 5x con ventosa
5x magnifying mirror with suction cup



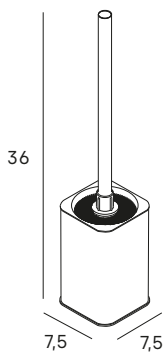
*Incluye funda de viaje
/Includes travel bag

espejos de aumento
/magnifying mirrors

escobilleros /toilet brushes

*repuesto/spare

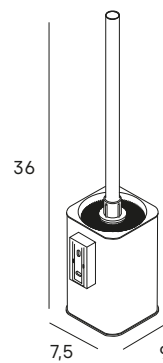
Escobillero de suelo
Floor toilet brush holder



- 2314 002
- 2314 081
- 2314 012
- 2314 021
- 2314 075
- 2314 040
- 2314 032
- 2314 034

*repuesto/spare

Escobillero de pared
Wall toilet brush holder



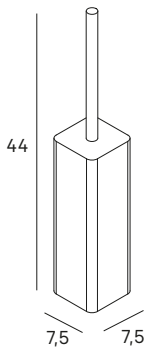
- | | ▶▶▶ | ● |
|------------|----------|---|
| ● 2307 002 | 2367 002 | |
| ● 2307 081 | 2367 081 | |
| ● 2307 012 | 2367 012 | |
| ● 2307 021 | 2367 021 | |
| ○ 2307 075 | 2367 075 | |
| ● 2307 040 | 2367 040 | |
| ● 2307 032 | 2367 032 | |
| ● 2307 034 | 2367 034 | |





*repuesto/spare

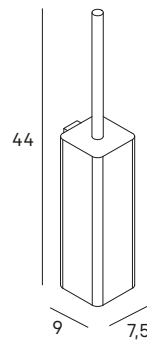
Escobillero de suelo
Floor toilet brush holder



- 2714 002
- 2714 081
- 2714 021
- 2714 047
- 2714 022

*repuesto/spare

Escobillero de pared
Wall toilet brush holder





- 2707 002
- 2707 081
- 2707 021
- 2707 047
- 2707 022



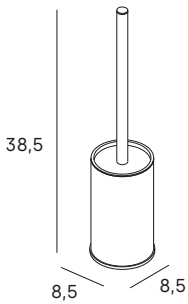
- 002 cromo /chrome
- 012 inox cepillado /brushed st. steel
- 021 oro cepillado /brushed gold
- 047 bronce cepillado /brushed bronze
- 022 gun metal /gun metal

- 081 negro mate /matt black
- 032 verde reseda /reseda green
- 040 azul atlántico /atlantic blue
- 034 terracota /terracotta
- 075 blanco mate /matt white



*repuesto/spare

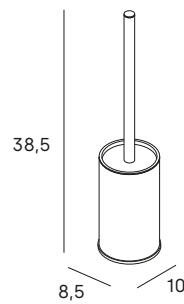
Escobillero de suelo
Floor toilet brush holder



- 1414 002
- 1414 012
- 1414 081
- 1414 056
- 1414 021
- 1414 047
- 1414 022

*repuesto/spare

Escobillero de pared
Wall toilet brush holder



- | | |
|------------|----------|
| ● 1407 002 | 1467 002 |
| ● 1407 012 | 1467 012 |
| ● 1407 081 | 1467 081 |
| ● 1407 056 | 1467 056 |
| ● 1407 021 | 1467 021 |
| ● 1407 047 | 1467 047 |
| ● 1407 022 | 1467 022 |

*repuesto/spare

Escobillero de suelo
Floor toilet brush holder



- 1514 005

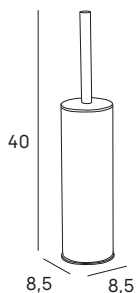
- 002 cromo /chrome
- 012 inox cepillado /brushed st. steel
- 011 latón envejecido /old brass
- 056 oro /gold
- 021 oro cepillado /brushed gold
- 047 bronce cepillado /brushed bronze
- 081 negro mate /matt black
- 005 cromo+blanco /chrome+white
- 022 gun metal /gun metal

*repuesto/spare

Escobillero
Toilet brush holder

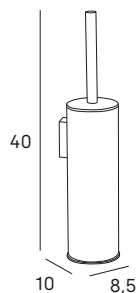


Escobillero de suelo
Floor toilet brush holder



● 2114 002

Escobillero de pared
Wall toilet brush holder



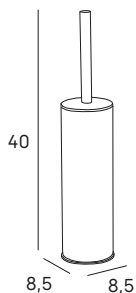
● 2107 002 ● 2167 002

*repuesto/spare

Escobillero
Toilet brush holder

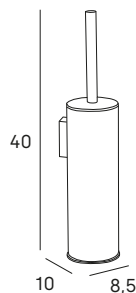


Escobillero de suelo
Floor toilet brush holder



● 6814 002
● 6814 081
● 6814 011

Escobillero de pared
Wall toilet brush holder



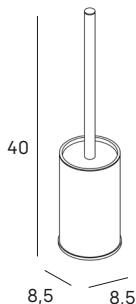
● 6807 002 ● 6867 002
● 6807 081 ● 6867 081
● 6807 011 ● 6867 011

*repuesto/spare

Escobillero
Toilet brush holder

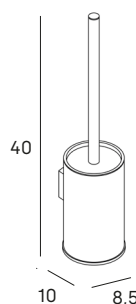


Escobillero de suelo
Floor toilet brush holder



● 1714 002
● 1714 081

Escobillero de pared
Wall toilet brush holder



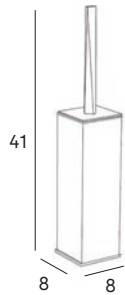
● 1707 002 ● 1767 002
● 1707 081 ● 1767 081

*repuesto/spare

Escobillero
Toilet brush holder

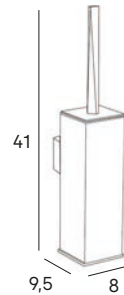


Escobillero de suelo
Floor toilet brush holder



- 2814 002
- 2814 081

Escobillero de pared
Wall toilet brush holder



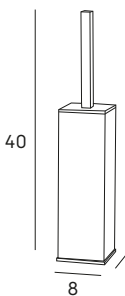
- 2807 002 2867 002
- 2807 081 2867 081

*repuesto/spare

Escobillero
Toilet brush holder

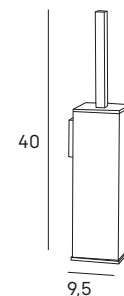


Escobillero de suelo
Floor toilet brush holder



- 6714 002
- 6714 081

Escobillero de pared
Wall toilet brush holder



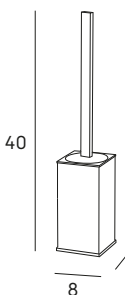
- 6707 002 6767 002
- 6707 081 6767 081

*repuesto/spare

Escobillero
Toilet brush holder

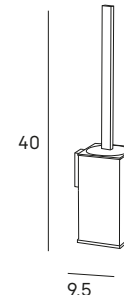


Escobillero de suelo
Floor toilet brush holder



- 6914 002
- 6914 081

Escobillero de pared
Wall toilet brush holder



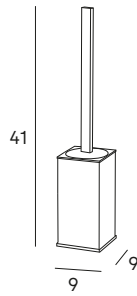
- 6907 002 6967 002
- 6907 081 6967 081

*repuesto/spare

Escobillero
Toilet brush holder

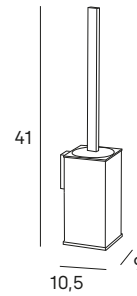


Escobillero de suelo
Floor toilet brush holder



● 1914 025

Escobillero de pared
Wall toilet brush holder



● 1907 025

*repuesto/spare

Escobillero de suelo
Floor toilet brush holder



○ 1614 005
● 1614 030



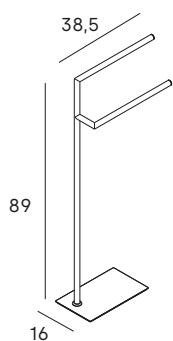
- 002 cromo /chrome
- 081 negro mate /matt black
- 025 cromo+madera /chrome+wood
- 005 cromo+blanco /chrome+white
- 030 cromo+gris /chrome+grey

escobilleros
/toilet brushes



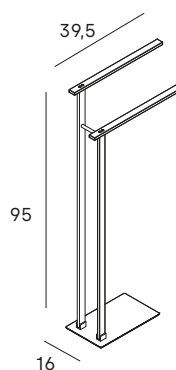
toalleros de pie /standing towel holders

Toallero de pie
Standing towel holder



- 6320 002
- 6320 081

Toallero de pie
Standing towel holder



- 6820 002
- 6820 081
- 1920 025



- 002 cromo /chrome
- 081 negro mate /matt black
- 025 cromo+madera /chrome+wood

151

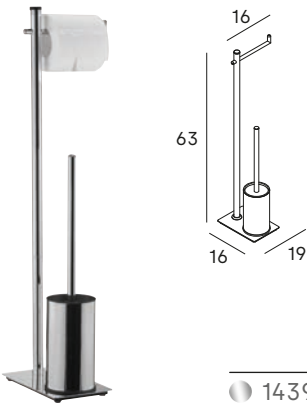
auxiliares de pie

/standing
auxiliaries



*repuesto/spare

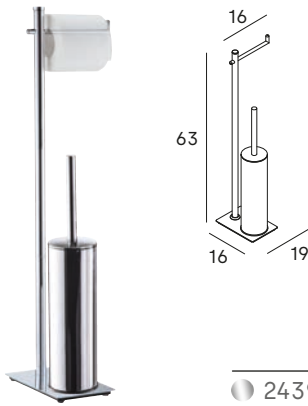
Portarrollos con escobillero
Paper holder with toilet brush



● 1439 002

*repuesto/spare

Portarrollos con escobillero
Paper holder with toilet brush



● 2439 002

*repuesto/spare

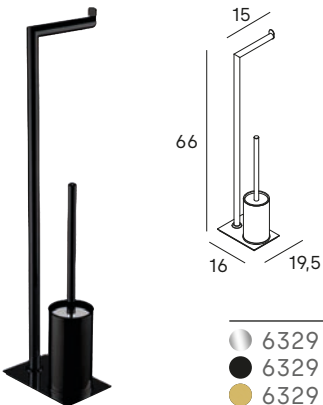
Portarrollos con escobillero
Paper holder with toilet brush



● 1740 005

*repuesto/spare

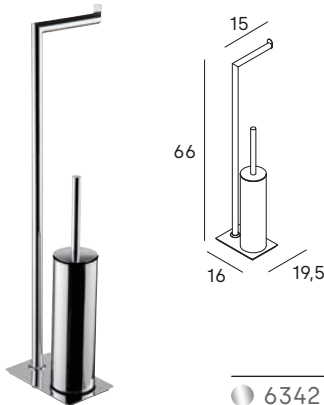
Portarrollos con escobillero
Paper holder with toilet brush



● 6329 002
● 6329 081
● 6329 021

*repuesto/spare

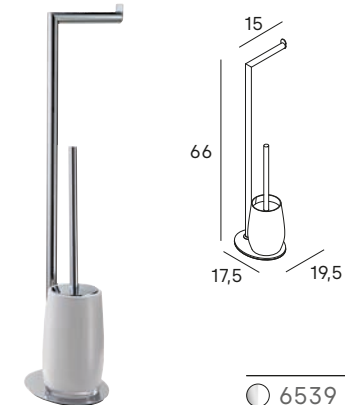
Portarrollos con escobillero
Paper holder with toilet brush



● 6342 002

*repuesto/spare

Portarrollos con escobillero
Paper holder with toilet brush



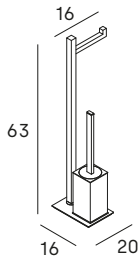
● 6539 005



- 002 cromo /chrome
- 081 negro mate /matt black
- 021 oro cepillado /gold brush
- 005 cromo+blanco /chrome+white

*repuesto/spare

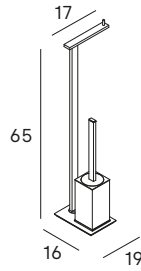
Portarrollos con escobillero
Paper holder with toilet brush



● 5540 002

*repuesto/spare

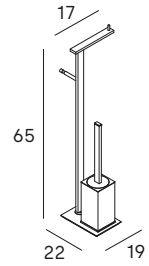
Portarrollos con escobillero
Paper holder with toilet brush



● 6839 002

*repuesto/spare

Portarrollos con escobillero
Paper holder with toilet brush

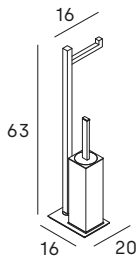


Con reserva
/With spare

● 6939 002

*repuesto/spare

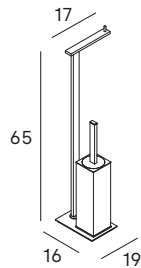
Portarrollos con escobillero
Paper holder with toilet brush



● 5541 002
● 5541 081
● 5541 021

*repuesto/spare

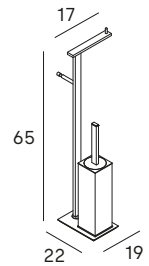
Portarrollos con escobillero
Paper holder with toilet brush



● 6840 002

*repuesto/spare

Portarrollos con escobillero
Paper holder with toilet brush

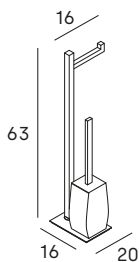


Con reserva
/With spare

● 6941 002

*repuesto/spare

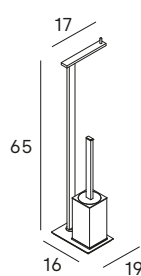
Portarrollos con escobillero
Paper holder with toilet brush



● 1639 005
● 1639 030

*repuesto/spare

Portarrollos con escobillero
Paper holder with toilet brush



● 1939 025



- 002 cromo /chrome
- 081 negro mate /matt black
- 021 oro cepillado /gold brush

- 005 cromo+blanco /chrome+white
- 030 cromo+gris /chrome+grey
- 025 cromo+madera /chrome+wood

155

colectivi- dades /contract

Incorporamos una selección pensada para colectividades y el sector hospitality. Hornacinas, dosificadores y papeleras llegan para transformar los espacios contract con soluciones que equilibran funcionalidad, estética y sencillez. Diseños versátiles que renuevan los entornos compartidos con un enfoque práctico y elegante.

We have added a selection designed for contract and the hospitality sector. Wall niches, dispensers and bins have arrived to transform contract spaces with solutions that balance functionality, aesthetics and simplicity. The versatile designs renew shared environments with a practical and elegant approach.



hornacinas
/wall niches



papeleras
/bins

163



dispensadores
/dispensers

165



hoteles
/hotels

169



secadores
/dryers

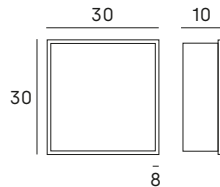
171

hornacinas /wall niches

Hornacina 30x30 cm
Wall niche 30x30 cm

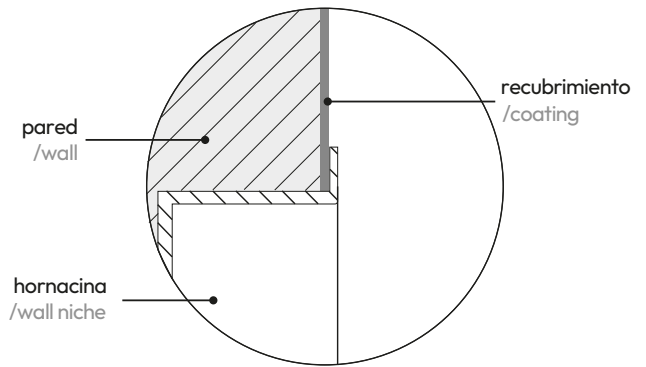


- 2584 081
- 2584 075

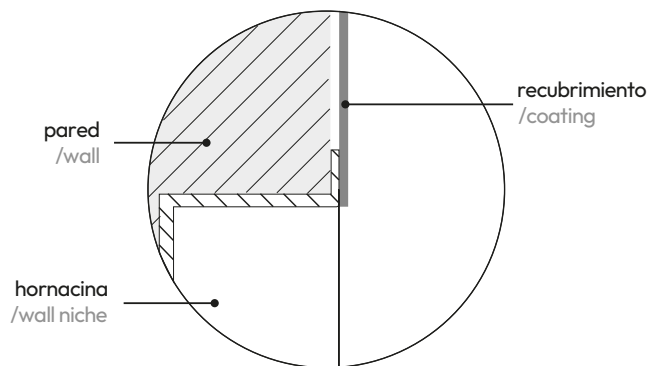


sistema de instalación dual
/dual installation system

visto/visible



encastrado/embedded



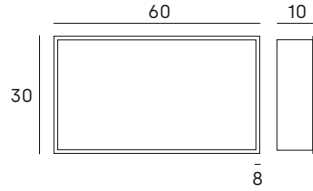
- 081 negro mate /matt black
- 075 blanco mate /matt white



Hornacina 60x30 cm
Wall niche 60x30 cm



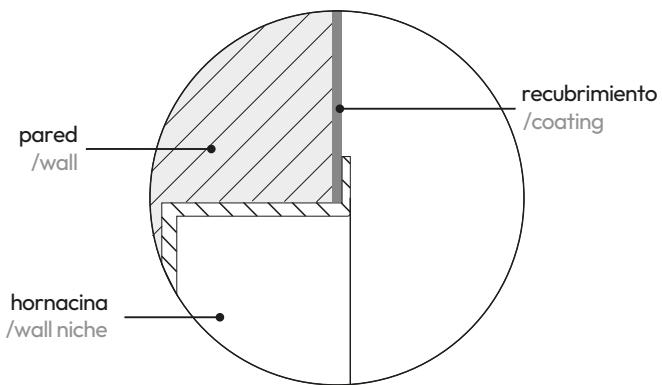
- 2585 081
- 2585 075



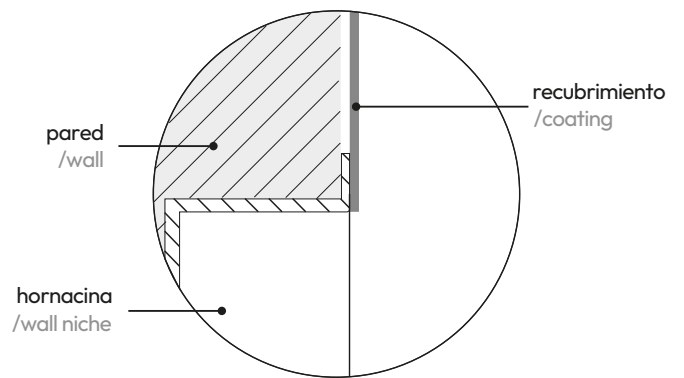
- 081 negro mate /matt black
- 075 blanco mate /matt white

sistema de instalación dual
/dual installation system

visto/visible



encastrado/embedded





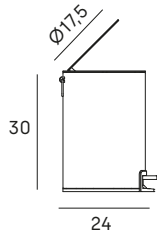
papeleras /bins

Cubo de pedal 5 L
Pedal bin 5 L

INOX



- 2569 002
- 2569 081
- 2569 075



*soft close

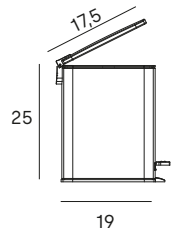


Cubo de pedal 5 L
Pedal bin 5 L

INOX



- 2570 002
- 2570 081
- 2570 075



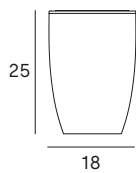
*soft close



Cubo de 5 L
Bin 5 L



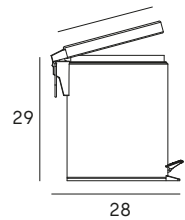
- 1868 028
- 1868 074



Cubo de pedal 5 L
Pedal bin 5 L



- 2568 002
- 2568 081



*soft close

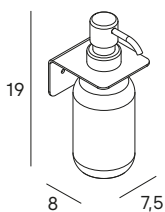
- 002 cromo /chrome
- 028 gris /grey
- 081 negro mate /matt black
- 075 blanco mate /matt white
- 074 blanco brillo /shiny white



dispensadores /dispensers

*respuesto / spare

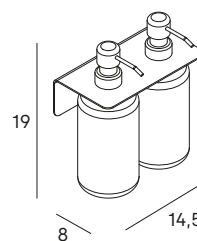
Dispensador individual
Individual dispenser



- ▶▶▶
- 2581 081
 - 2581 075

*respuesto / spare

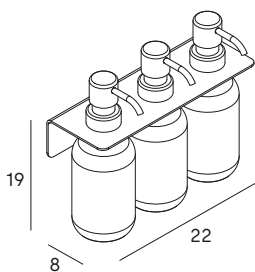
Dispensador doble
Double dispenser



- ▶▶▶
- 2582 081
 - 2582 075

*respuesto / spare

Dispensador triple
Triple dispenser



- ▶▶▶
- 2583 081
 - 2583 075



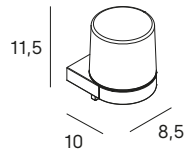
- 075 blanco mate / matt white
- 053 pulido brillo / shiny polish
- 081 negro mate / matt black
- 002 cromo / chrome
- 074 blanco brillo / shiny white

165

Dispensador a pared 150 ml
Wall dispenser 150 ml



▶▶▶▶▶
○ 6317 002
● 6317 081

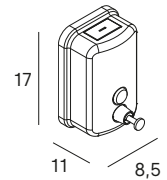


Dispensador a pared 450 ml
Wall dispenser 400 ml



INOX 304

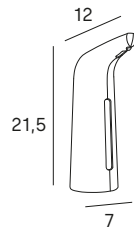
▶▶▶▶▶
● 2591 002



Dispensador automático 400 ml
Automatic dispenser 400 ml



○ 2047 074



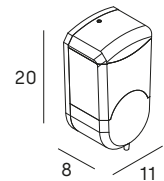
Material: ABS, PC, goma
Sensor infrarrojos
Alimentación:
4 pilas AAA (no incluidas)

Material: ABS, PC, rubber
Infrared sensor
Works with:
4 AAA batteries (not included)

Dispensador automático a pared 600 ml
Wall automatic dispenser 600 ml



▶▶▶▶▶
○ 1745 074



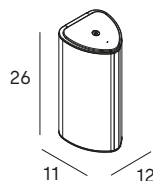
Material: ABS, PS
Sensor infrarrojos
Alimentación:
4 pilas AA (no incluidas)

Material: ABS, PS
Infrared sensor
Works with:
4 AA batteries (not included)

Dispensador automático a pared 850 ml
Wall automatic dispenser 850 ml



▶▶▶▶▶
○ 1945 074



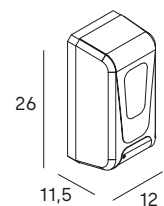
Material: ABS, INOX
Sensor infrarrojos
Indicador de batería baja
Salida de gel regulable
Alimentación:
4 pilas AA (no incluidas)

Material: ABS, INOX
Infrared sensor
Low battery indicator
Adjustable soap output
Works with:
4 AA batteries (not included)

Dispensador automático a pared 1000 ml
Wall automatic dispenser 1000 ml



▶▶▶▶▶
○ 1845 074



Material: ABS
Sensor infrarrojos
Indicador de batería baja
Salida de gel regulable
Alimentación:
Conexión a red/ 4 pilas C
(ambos no incluidos)

Material: ABS
Infrared sensor
Low battery indicator
Adjustable soap output
Works with:
Mains adapter/ 4 C batteries
(both not included)

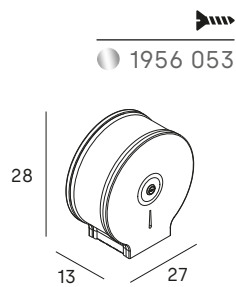


dispensadores
/dispensers

hoteles /hotels

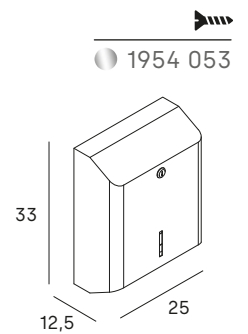
Disp. de papel higiénico
Toilet paper dispenser

INOX



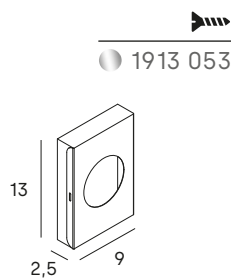
Dispensador de toallitas
Tissues dispenser

INOX



Dispensador de bolsas
Bags dispenser

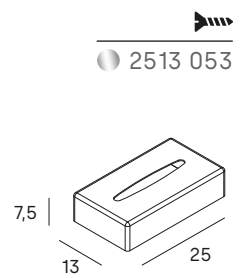
INOX 304



*De pared y sobremesa
/Wall and table mounted

Dispensador de pañuelos
Tissue dispenser

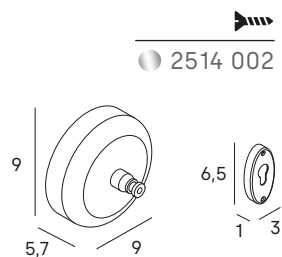
INOX 304



*De pared y sobremesa
/Wall and table mounted

Tendedero extensible
Clothes line

INOX 304



*Longitud de cuerda: 2,7 m
/Length of rope: 2,7 m

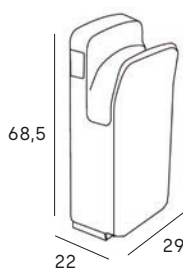
- 002 cromo /chrome
- 053 pulido brillo /shiny polish



secadores /dryers

Secador de manos
Hand dryer

○ 1942 074

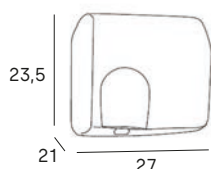


| | |
|--------------------------------------|-------------|
| Voltaje/Voltage | 220 V-240 V |
| Frecuencia/Frequency | 50 ~ 60 Hz |
| Longitud cable/Cable length | 1 m |
| Potencia/Power | 1900 W |
| Velocidad del aire/Air speed | 95 m/s |
| Temperatura del aire/Air temperature | 50°C |
| Material/Material | ABS |

Sensor On/Off sin contacto/ On/Off contactless

Secador de manos
Hand dryer

● 6242 053



| | |
|--------------------------------------|-------------|
| Voltaje/Voltage | 220 V-240 V |
| Frecuencia/Frequency | 50 ~ 60 Hz |
| Potencia/Power | 2300 W |
| Velocidad del aire/Air speed | 72 m/s |
| Temperatura del aire/Air temperature | 50°C |
| Material/Material | Acero SS |

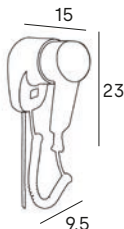
Sensor On/Off sin contacto/ On/Off contactless

*Para más información de producto, consultar la ficha técnica
/For any product additional information, refer to technical data

Secador de pelo
Hair dryer



○ 1943 074

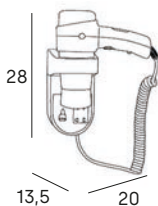


| | |
|---------------------------------------|---------------------------|
| Voltaje/Voltage | 220 V-240 V |
| Frecuencia/Frequency | 50 ~ 60 Hz |
| Longitud cable/Cable length | 0,9 m |
| Longitud cable espiral/Pigtail length | 0,6 - 1,8 cm |
| Potencia/Power | 1240 W |
| Velocidad del aire/Air speed | 54 m/s |
| Temperatura del aire/Air temperature | 21-61°C |
| Selector/Switch | 2 velocidades 2 speeds |
| Material/Material | ABS |

Secador de pelo
Hair dryer



○ 6243 074



| | |
|---------------------------------------|---------------------------|
| Voltaje/Voltage | 220 V-240 V |
| Frecuencia/Frequency | 50 ~ 60 Hz |
| Longitud cable/Cable length | 1 m |
| Longitud cable espiral/Pigtail length | 0,5 - 2 m |
| Potencia/Power | 1400 W |
| Velocidad del aire/Air speed | 40 m/s |
| Temperatura del aire/Air temperature | 65°C |
| Selector/Switch | 2 velocidades 2 speeds |
| Material/Material | ABS |

*Incluye enchufe/Includes light plug

Soporte secador a pared
Wall hair dryer support



● 2132 002

Soporte secador a pared
Wall hair dryer support



● 2332 012
● 2332 053
● 2332 081
○ 2332 075

Soporte plancha a pared
Wall hair straightener support



● 2333 012
● 2333 053
● 2333 081
○ 2333 075

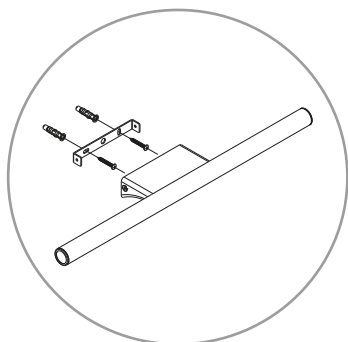
- 053 pulido brillo /shiny polish
- 074 blanco brillo /shiny white
- 081 negro mate /matt black
- 002 cromo /chrome
- 075 blanco mate /matt white
- 012 inox cepillado /brushed steel

apliques LED /LED mirror lamps




sist. 01

A pared
/Wall fixing



Aplique LED a pared 50 cm
Wall LED lamp 50 cm



▶▶▶
● 7666 002

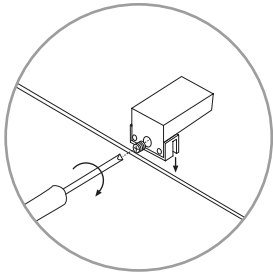
T.º de luz
/Light temp
5700 °K

Lúmenes
/Lumens
990 lm

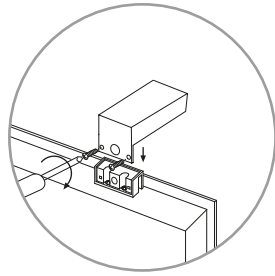
Potencia
/Power
9 W

sist. 02

Para espejo
/For mirror




Para marco de madera
/For wooden frame



- 002 cromo /chrome
- 081 negro mate /matt black

Aplique LED 31 cm LED lamp 31 cm



● 7659 002

| T.º de luz /Light temp | Lúmenes /Lumens | Potencia /Power |
|---------------------------|--------------------|--------------------|
| 5700 °K | 506 lm | 8 W |

Aplique LED 31 cm LED lamp 31 cm



● 7662 002
● 7662 081

| T.º de luz /Light temp | Lúmenes /Lumens | Potencia /Power |
|---------------------------|--------------------|--------------------|
| 5700 °K | 407 lm | 8 W |

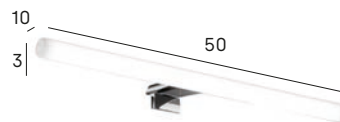
Aplique LED 46 cm LED lamp 46 cm



● 7660 002
● 7660 081

| T.º de luz /Light temp | Lúmenes /Lumens | Potencia /Power |
|---------------------------|--------------------|--------------------|
| 5700 °K | 730 lm | 10 W |

Aplique LED 50 cm LED lamp 50 cm



● 7663 002

| T.º de luz /Light temp | Lúmenes /Lumens | Potencia /Power |
|---------------------------|--------------------|--------------------|
| 5700 °K | 990 lm | 9 W |

Aplique LED 81 cm LED lamp 81 cm

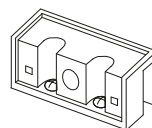


● 7661 002

| T.º de luz /Light temp | Lúmenes /Lumens | Potencia /Power |
|---------------------------|--------------------|--------------------|
| 5700 °K | 1270 lm | 12 W |

*repuesto/spare
7659 / 7660 / 7661 / 7662 / 7663

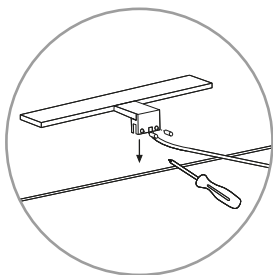
Soporte



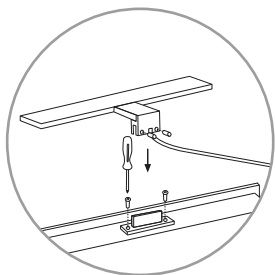
● 990

sist. 03

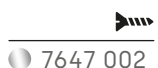
Para espejo
/For mirror



Para marco de madera
/For wooden frame



Aplique LED 30 cm LED lamp 30 cm



T.º de luz
/Light temp

Lúmenes
/Lumens


Potencia
/Power

5500 °K

1036 lm

7 W

Aplique LED 30 cm LED lamp 30 cm



T.º de luz
/Light temp

Lúmenes
/Lumens


Potencia
/Power

5500 °K

1036 lm

7 W

Aplique LED 50 cm LED lamp 50 cm



T.º de luz
/Light temp

Lúmenes
/Lumens


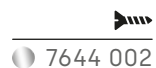
Potencia
/Power

5500 °K

1165 lm

10 W

Aplique LED 50 cm LED lamp 50 cm



T.º de luz
/Light temp

Lúmenes
/Lumens

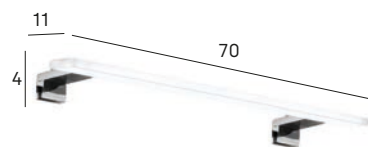
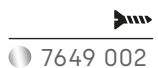
Potencia
/Power

5500 °K

1165 lm

10 W

Aplique LED 70 cm LED lamp 70 cm



T.º de luz
/Light temp

Lúmenes
/Lumens

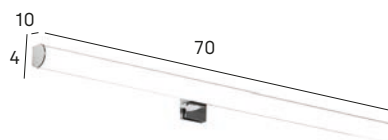
Potencia
/Power

5500 °K

1556 lm

12 W

Aplique LED 70 cm LED lamp 70 cm



T.º de luz
/Light temp

Lúmenes
/Lumens

Potencia
/Power

5500 °K

1556 lm

12 W

230 V / 50 hz

Todos nuestros apliques cumplen con IP44 y CE
/All our mirror lights are IP44 and CE compliant



apliques LED
/LED mirror lamps

175

repuestos /spares

- 002 cromo /chrome
- 081 negro mate /matt black
- 012 inox cepillado /brushed st. steel
- 056 oro /gold
- 021 oro cepillado /brushed gold
- 047 bronce cepillado /brushed bronze
- 011 latón envejecido /old brass
- 075 blanco mate /matt white
- 040 azul atlántico /atlantic blue
- 032 verde reseda /reseda green
- 034 terracota /terracotta
- 002 cromo+Swarovski blanco /chrome+white Swarovski
- 003 cromo+Swarovski oro /chrome+golden Swarovski
- 022 gun metal /gun metal



colecciones /collections

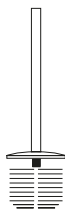
NEO

Bomba
Pump



- 273 002
- 273 081

Mango con cepillo
Handle with brush



- 170 002
- 170 081

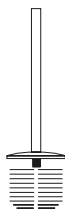
PUNT

Bomba
Pump



- 273 002

Mango con cepillo
Handle with brush



- 170 002

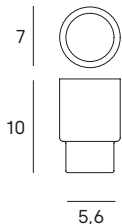
ECO

Cuerda
Rope



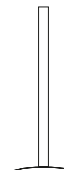
- 1006 081
- 1006 002
- 1006 012
- 1006 056
- 1006 021
- 1006 047
- 1006 022

Vaso cristal
Crystal glass



- 023

Mango
Handle



- 164 081
- 164 002
- 164 012
- 164 056
- 164 021
- 164 047
- 164 022

Cepillo
Brush

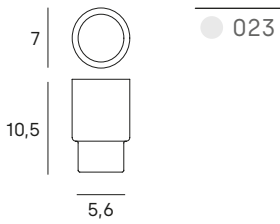


- 028

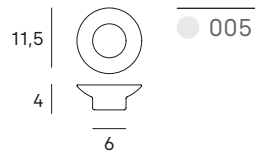
6,5

NOA

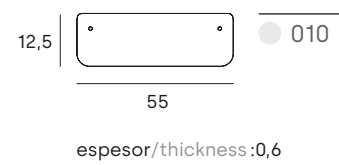
Vaso cristal
Crystal glass



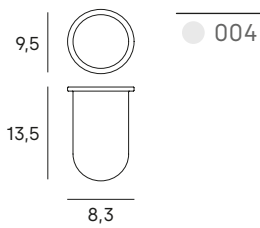
Jobonera cristal
Soap holder glass



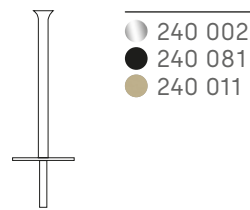
Repisa cristal
Shelf glass



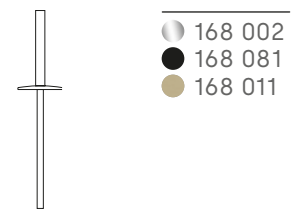
Vaso escobillero
Glass toilet brush



Mango escobillero pared
Wall toilet brush handle



Mango escobillero
Floor toilet brush



Cepillo
Brush



BASSIC

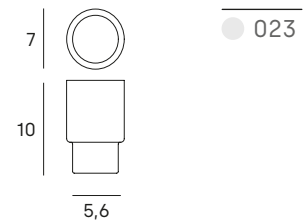
Cuerda
Rope



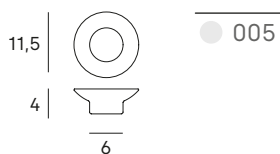
Repisa cristal
Shelf glass



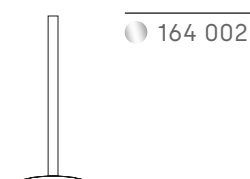
Vaso cristal
Crystal glass



Jabonera cristal
Soap holder plate



Mango
Handle

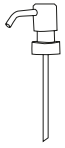


Cepillo
Brush



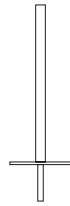
NATURA

Bomba
Pump



● 273 002

Mango
Handle



● 169 002

Cepillo
Brush

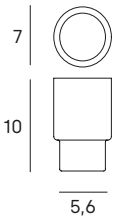


6,5

● 028

TOMO

Vaso cristal
Crystal glass



● 023

Mango
Handle



● 270 002
● 270 081
● 270 021
● 270 047
● 270 022

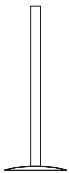
Cepillo
Brush



6,5

● 028

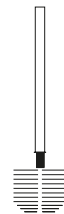
Mango auxiliar de pie
Standing auxiliary handle



● 164 002
● 164 081
● 164 021

SLIM

Mango con cepillo
Handle with brush



● 230 012
● 230 081
○ 230 075
● 230 040
● 230 032
● 230 034

YASS

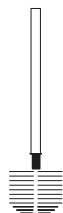
Cepillo
Brush



6,5

● 028

Mango escobillero
Toilet brush handle



● 230 002
● 230 081
○ 230 075
● 230 021

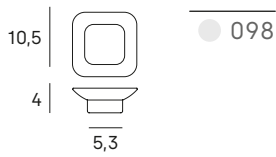
Mango auxiliar de pie
Standing auxiliary handle



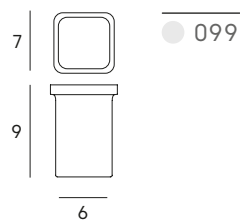
● 167 002
● 167 081
● 167 021

MARINA

Jabonera cristal
Soap holder glass



Vaso cristal
Crystal glass



Mango
Handle




Cepillo
Brush

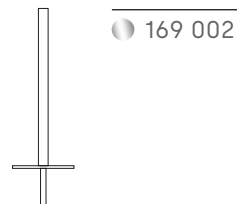


SINTOR

Bomba
Pump



Mango
Handle



Repisa cristal
Shelf glass



Cepillo
Brush

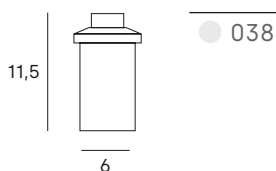


Cuerda
Rope

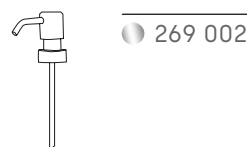


NICOLE

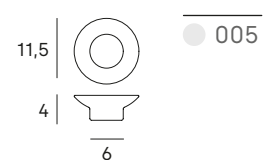
Dispensador cristal
Dispenser glass



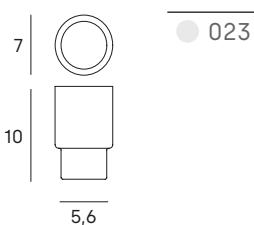
Bomba
Pump



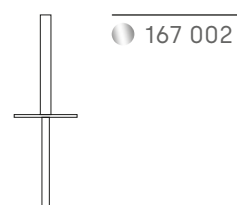
Jabonera cristal
Soap holder glass



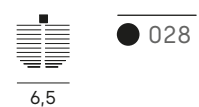
Vaso cristal
Crystal glass



Mango
Handle

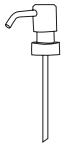


Cepillo
Brush



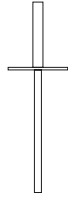
LYS

Bomba
Pump




● 269 002

Mango
Handle



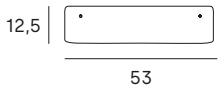
● 210 002

Cepillo
Brush



● 028

Repisa cristal
Shelf glass



● 008

espesor/thickness :0,6

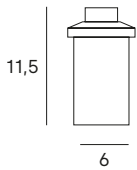
Cuerda
Rope



● 1006

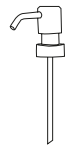
LUXOR

Dispensador cristal
Dispenser glass



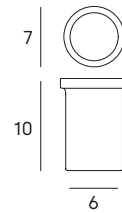
● 038

Bomba
Pump



● 269 002

Vaso cristal
Crystal glass



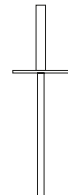
● 076

Jabonera cristal
Soap holder glass



● 067

Mango
Handle



● 210 002

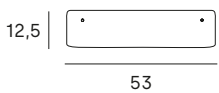
Cepillo
Brush



● 028

CARMEN

Repisa cristal
Shelf glass



● 008

espesor/thickness :0,6

Bomba
Pump



● 272 002
● 272 003

Mango
Handle



● 166 002
● 166 003

Cepillo
Brush

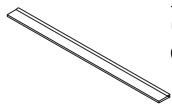


● 028

complementos /complements

limpiamamparas /glass wiper

Goma
Rubber band

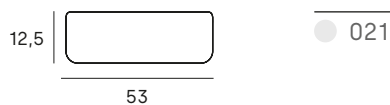


● 090 002
● 090 081

repisas/shelves

1509/6409

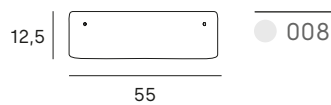
Repisa cristal
Shelf glass



espesor/thickness:0,6

6709 / 6769

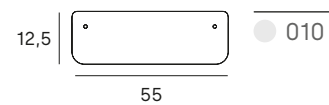
Repisa cristal
Shelf glass



espesor/thickness:0,6

2409

Repisa cristal
Shelf glass

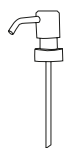


espesor/thickness:0,6

a pared y sobremesa/wall and table mounted

1711 / 1717 / 1777 / 1911

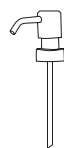
Bomba
Pump



● 273 002
● 273 081

6717 / 6711 / 6811

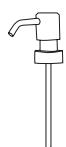
Bomba
Pump



● 269 002

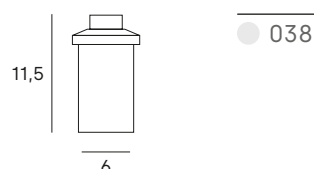
2117

Bomba
Pump



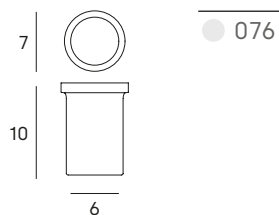
● 269 002

Dispensador cristal
Dispenser glass



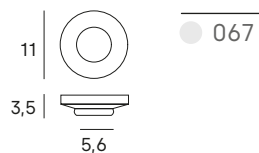
2105

Vaso cristal
Crystal glass



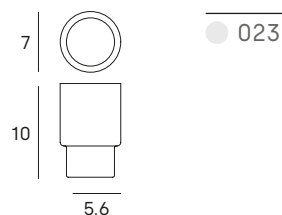
2106

Jabonera cristal
Soap holder glass



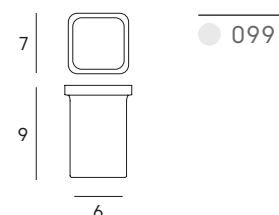
6522 / 2205

Vaso cristal
Crystal glass



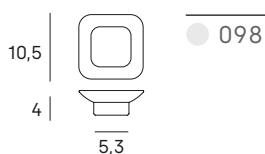
1505 / 1565 / 2805

Vaso cristal
Crystal glass



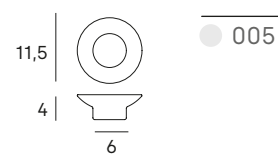
1506 / 1566 / 2806

Jabonera cristal
Soap holder glass



2206

Jabonera cristal
Soap holder glass



dispensadores /dispensers

2581 / 2582 / 2583

Dispensador
Dispensador



- 003 081
- 003 075

espejos aumento /magnification mirrors

6348

Espejo
Mirror



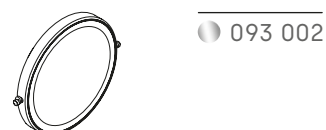
6349 / 6549 / 6249 /6351

Espejo
Mirror



6250

Espejo
Miroir



escobilleros /toilet brush holder

Todos /All

Cepillo
Brush

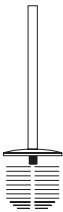


6,5

● 028

2314 / 2307 / 2367

Mango con cepillo
Handle with brush



● 230 002
● 230 081
● 230 012
● 230 021
○ 230 075
● 230 040
● 230 032
● 230 034

1414 / 1407 / 1467

Mango con cepillo
Handle with brush



● 164 002
● 164 081
● 164 012
● 164 056
● 164 021
● 164 047
● 164 022

1714 / 1707 / 1767


Mango
Handle



● 170 002
● 170 081

2714 / 2707 / 2767

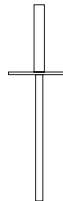
Mango
Handle



● 270 002
● 270 081
● 270 021
● 270 047
● 270 022

2114 / 2107 / 2167

Mango
Handle



● 210 002

6814 / 6807 / 6867

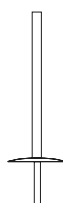
Mango
Handle



● 168 002
● 168 081
● 168 011

1514

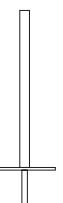
Mango
Handle



● 150 002

2814 / 2807 / 2867

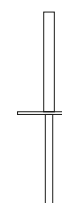
Mango
Handle



● 280 002
● 280 081

6714 / 6707 / 6767

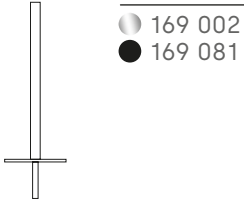
Mango
Handle



● 167 002
● 167 081

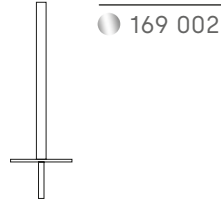
6914 / 6907 / 6967

Mango
Handle



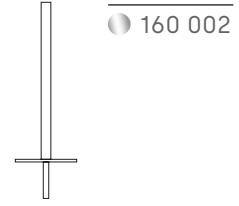
1914 / 1907

Mango
Handle



1614

Mango
Handle



auxiliares de pie /auxiliary stand

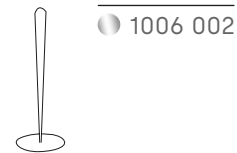
Todos /All

Cepillo
Brush



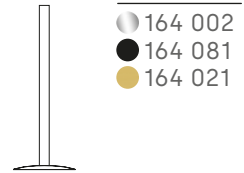
6939 / 6941

Cuerda
Rope



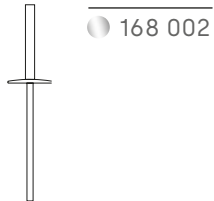
1439 / 6329

Mango
Handle



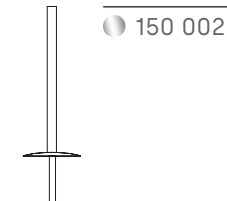
2439 / 6342

Mango
Handle



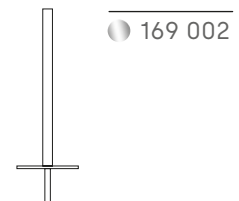
1740 / 6539

Mango
Handle



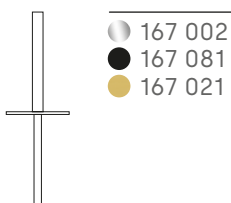
5540 / 6839 / 6939 / 1939

Mango
Handle



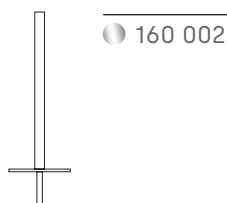
5541 / 6840 / 6941

Mango
Handle



1639

Mango
Handle



expositores /displays

Expositor apliques LED
LED lamps display



7739

A pared 80 x 100 x 15 cm
Wall mounted 80 x 100 x 15 cm

Llavero de acabados
Finishes samples



7744

∅ 40 x 30 mm

Expositor Slim
Slim display



7730


A pared 85 x 155 x 10 cm
Wall mounted 85 x 155 x 10 cm

7741



A pared 80 x 42 cm
Wall mounted 80 x 42 cm

7740

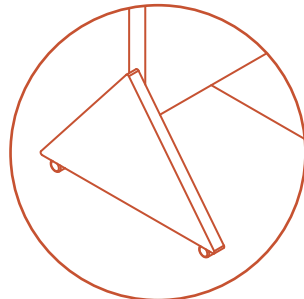


A pared 155 x 42 cm
Wall mounted 155 x 42 cm


7733



A suelo 170 x 47 x 55 cm
Freestanding 170 x 47 x 55 cm



7734



A suelo 170 x 95 x 55 cm
Freestanding 170 x 95 x 55 cm

*La distribución de producto es orientativa y puede sufrir variaciones.
*Product distribution is indicative and may be subject to variations.

legal
/legal

Manillons Torrent asegura que los accesorios y complementos comercializados se encuentran libres de cualquier defecto de fabricación en el momento de la entrega. Además, garantizamos que, bajo una correcta instalación y uso en entornos privados, cumplen rigurosamente con las especificaciones indicadas en el catálogo o, en su defecto, en la ficha técnica del producto correspondiente.

El hecho de cursar un pedido a Manillons Torrent, tanto directamente a la empresa como a través de nuestros delegados de zona, implica la aceptación de estas condiciones generales.

condiciones de venta

PEDIDOS

Para evitar errores y, por lo tanto, futuras incidencias, se aconseja que los pedidos se hagan por correo electrónico, indicando nuestra referencia y acabado.

Impuestos vigentes no incluidos en los PVPs del catálogo.

Portes pagados en todo el territorio peninsular a partir de 100€ netos por expedición. Los envíos inferiores a este importe llevarán **un cargo de 8€** en concepto de portes. En el caso de Baleares, Portugal, Andorra, Ceuta y Melilla este cargo **será de 12€**.

En accesorios y complementos con medidas o acabados especiales no se admiten devoluciones. Tras el estudio de viabilidad por parte del departamento correspondiente, se pasará el presupuesto para su aprobación. Una vez aprobado y firmado el presupuesto no se admitirán cambios. El plazo de entrega de estos artículos especiales a consultar.

ROTURAS

Al recibir un envío debe comprobar inmediatamente el estado de la mercancía y que ésta coincida con el albarán que se adjunta.

Si detectan cualquier **anomalía o rotura** durante la recepción de la mercancía, **debe ser comunicada a fábrica o al transportista inmediatamente**. Si el material está en mal estado, no deben aceptarlo.

Las **reclamaciones por rotura** de algún producto deberán ser notificadas a fábrica en un **plazo máximo de 24 horas**. Si no se cumple este requisito, en ningún caso nos haremos cargo de la reclamación.

No olvide indicar el número de albarán en cualquier reclamación.

DEVOLUCIONES

Cualquier devolución de mercancía **deberá ser autorizada** siempre por nuestro departamento comercial y con autorización del delegado de la zona.

No se admitirán devoluciones que no sean por defectos de fabricación del producto o de alguno de sus componentes, y siempre y cuando esté dentro del período de garantía.

En el caso de ejercicio de desistimiento por parte del cliente y siempre que **la devolución no sea imputable a Manillons Torrent**, (anulación de pedido sin previo aviso, error en las medidas o acabados a la hora de tramitar el pedido a fábrica, etc.) **la devolución se efectuará a portes pagados y se aplicará una depreciación del 25%** sobre el importe facturado, en concepto de manipulación y cambio de embalaje. En el caso de que el cliente efectúe la devolución de la mercancía por su propia agencia de transporte y llegase roto a nuestras instalaciones, Manillons Torrent quedará exento de toda responsabilidad y el cliente deberá reclamar a su agencia de transporte.

En ningún caso **nos haremos cargo de una devolución que no haya sido autorizada** por nuestro departamento comercial o remitida por otras agencias que no sean las autorizadas por nosotros.

En caso **de cambio de mercancía por defecto de fabricación**, se volverán a enviar los artículos **con cargo**. El abono se efectuará tan pronto como las piezas defectuosas estén en nuestro poder y hayan sido revisadas en fábrica.

CONDICIONES DE PAGO

Todo importe **inferior a 120€**, se girará a la vista; indistintamente de las condiciones pactadas.

Giro 30 Días fecha factura o forma de pago pactada a partir de 121€.

IMPAGOS

En el caso de impago, **todos los pedidos pendientes** quedarán retenidos hasta haber cancelado totalmente la deuda.

En caso de litigio, ambas partes se someterán exclusivamente al fuero y jurisdicción de los Tribunales de Valencia, rehusando a los que correspondieren por fuero propio.

garantía

Manillons Torrent ofrece la garantía en todos sus productos ante cualquier defecto de fabricación desde la fecha de adquisición del producto, siempre y cuando su uso e instalación hayan sido efectuados de acuerdo con las instrucciones indicadas. Los periodos de garantía contemplados son los siguientes: para accesorios **cromados**, el periodo de garantía será de **10 años**, **otros acabados 5 años** y **apliques LED 3 años**

mantenimiento

La limpieza de nuestros productos debe efectuarse con un paño ligeramente humedecido con agua (sin disolventes ni abrasivos).

Manillons Torrent ensures that the accessories and complements are free of any manufacturing defect at the time of delivery. In addition, we guarantee that, under a correct installation and use in private environments, they rigorously comply with the specifications indicated in the catalogue or, failing that, in the corresponding product technical data sheet.

The fact of placing an order to Manillons Torrent, either directly to the company or through our area delegates, implies the acceptance of these general conditions.

terms and conditions of sale

ORDERS

To avoid errors and therefore, future incidents, it is recommended that orders are placed by e-mail, indicating our reference and finish.

Taxes are not included in catalog prices.

Shipping costs paid in all the peninsular territory from 100€ nett per shipment. Shipments below this amount will be **charged 8€** for transport cost. In the case of Balearic Islands, Portugal, Andorra, Ceuta and Melilla transport cost **will be 12€**.

Accessories and complements with special measurements or finishes cannot be returned. After the study by our corresponding department, the budget will be offered to you for approval. Once approved and signed, no change will be admitted. Please consult the delivery time for these special items.

BREAKAGES

Upon receipt of a shipment, you should immediately check goods condition and that they match the accompanying delivery note.

If you notice **any anomaly or breakage** upon receipt of the goods, **you must immediately notify the factory or the carrier.** If the material is in bad condition, do not accept it.

Claims for breakage of any product must be reported to the factory **within 24 hours**. If this requirement is not met, the claim will not be accepted.

Do not forget to indicate the delivery note number in any claim.

RETURNS

Any return of products **must always be authorized** by our sales department and with the approval of the area delegate.

Returns will not be accepted unless they are due to product manufacturing defects or any of its components, and as long as it is within the warranty period.

In case of withdrawal by the customer and provided that **the return is not attributable** to Manillons Torrent, (cancellation of the order without prior notice, error in the measurements or finishes when processing the order to the factory, etc.), **the return will be made under transport paid basis and a 25% deduction** will be applied to the invoiced amount as handling and packaging change. In the event that the customer returns the merchandise with his own transport company, and it reaches our premises broken or damaged, Manillons Torrent will be exempt from any responsibility and the customer will have to complain to his transport company.

In no case we will be responsible for any return not authorized by our sales department or sent by other agencies not authorized by us.

In the event of an exchange due to a manufacturing defect, **the items will be reshipped and charged.** Refund will be made once the defective parts are in our possession and have been inspected at the factory.

TERMS OF PAYMENT

Any payment for amount **less than €120** will be paid at sight, regardless of the agreed conditions.

30 days payment from invoice date or agreed payment method from **€121**.

UNPAID INVOICES

In the event of **any unpaid invoice, all pending orders** will be held until the debt has fully been settled.

In case of litigation, both parties will submit exclusively to the jurisdiction of the Valencia Courts, refusing to their own jurisdiction.

warranty

Manillons Torrent offers warranty on all its products against any manufacturing defect from the date of purchase of the product, provided that its use and installation have been carried out in accordance with the instructions provided. The warranty periods are as follows: for **chrome**, the warranty period will be **10 years, other finishes 5 years and LED lamps 3 years**.

maintenance

Our products should be cleaned with a cloth slightly moistened with water (no solvents nor abrasives).

Dirección de arte

David Collado Truman

Diseño y maquetación

Jade Fontecoba Angulo

David Collado Truman

Traducciones

Manolo Sánchez

3D Art

Moka Render

David Collado

Fotografía

Manillons Torrent Studio

Juan Díaz - Vlc Foto

Rodrigo Luna

Impreso en España

Gráficas Selvi

Papel

Diva Art Duo de 250 gr.

Magno Satin de 150 gr.



Accesorios y complementos de baño diseñados por el equipo de diseño de Manillons Torrent.

Manillons Torrent se reserva el derecho a anular o modificar los productos o cualquiera de sus atributos que aparecen en este catálogo.

La reproducción de los colores es aproximada.

Accessories and complements for the bathroom designed by the Manillons Torrent design team.

Manillons Torrent reserves the right to cancel or modify the products or any of their attributes that appear in this catalogue.

The reproduction of the colours is approximate.

MANILLONS TORRENT

Ctra. Masía del Juez,

54-2 Pol. Ind. Masía del Juez
46909 Torrent (Valencia), España

manillons1@manillons.com

T. +34 961 564 753

www.manillons.com





www.manillons.com