

The water
glimpse.

the
water
glimpse.

A woman with wet hair is shown in profile, looking upwards. The image is dark, with the woman's skin and hair appearing as silhouettes against a lighter background. The text is overlaid in a bright red color.

The
water
Glimpse

talbox
2026

Um relance sobre a água . A glimpse of the water
Un aperçu de l'eau

Italbox

Sussurros na ondulação, com um gotejar suave, correntes de cadência leve, neste momento o tempo parece balançar, à medida que a poesia de cada banho naturalmente se desenrola,

Bem vindos à Italbox

Whispers in the ripples, a gentle ballet, murmurs of currents of light cadence. At this moment, time seems to sway, As poetry of each bath naturally unfolds.

Welcome to Italbox

Des murmures dans les vagues, un doux ballet, murmures de courants de cadence lumineuse. En ce moment, le temps semble osciller, Comme la poésie naturellement se déroule.

Bienvenue chez Italbox

ITALBOX[®]

Abordagem de trabalho . Work approach
Approche de travail

Pautamo-nos por atender às suas necessidades, com serviços personalizados e soluções à medida para cabines de duche, resguardos de banheira, painéis, acabamentos, mobiliário e espelhos.



Elaboramos projetos de design em 3D e esquiços em coordenação com uma equipa de arquitetos e engenheiros qualificados. Acompanhamos as obras e procedemos à retificação de dimensões.

Para nós o particular também é essencial.



Italbox

Our aim is to meet your needs, with personalized services and tailor-made solutions for shower cabins, bath screens, panels, finishes, furniture and mirrors.

Our 3D design and sketches are developed, in coordination with a team of qualified architects and engineers, monitoring the works and proceed with the rectification of dimensions. For us, details are essential.



Nous sommes orientés pour répondre à vos besoins, avec des services personnalisés et des solutions sur mesure pour les cabine de douche, Les parois de Baignoire, les meubles, les finitions, les miroir, les finitions, les balcons, les protections et les séparations de zones.

Nous préparons des projets et concevons des croquis en 3D, en coordination avec une équipe d'architectes et d'ingénieurs qualifiés, nous supervisons les travaux et procédons à la rectification des dimensions. Pour nous, le détail est essentiel.


Num movimento constante de procura de novas soluções, novas matérias primas que sejam mais eficientes, mais sustentáveis e com melhor desenho, dedicamo-nos a explorar essas possibilidades todos os dias.



Cromado .Chromed . Chrome
Gun metal
Dourado escovado . Brushed gold . Or brossé
Rose escovado . Brushed rose . Rose brossé

In a constant search of new solutions, new raw materials that are more efficient, safer and with better design, we are dedicated to exploring these possibilities every day.

Dans une recherche constante de nouvelles solutions, de nouveaux bruts des matériaux plus efficaces, plus sûrs et avec une meilleure conception, nous nous engageons à explorer ces possibilités chaque jour.



A aplicação de películas de segurança oferece privacidade, segurança e facilidade de limpeza, criando um ambiente seguro que protege contra estilhaços em caso de quebra, prevenindo manchas e mantendo o vidro sempre imaculado.

The application of security films offers privacy, security and ease of cleaning, creating a safe environment that protects against splinters in case of breakage, preventing stains and keeping the glass always immaculate.

L'application de films de sécurité offre confidentialité, sécurité et facilité de nettoyage, créant un environnement sécurité qui protège contre les éclats en cas de casse, évite les taches et permet le verre toujours impeccable.



Product index

for shower

RESGUARDOS DE DUCHE
SHOWER ENCLOSURES . PAROIS DE DOUCHE

- P. 20** **Portas de correr**
Sliding doors . Portes coulissants
- P. 66** **Portas de abrir**
Opening doors . Portes battentes
- P. 116** **Fixo**
Fixed . Panneaux fixes

For bathtubs

RESGUARDOS DE BANHEIRA
BATHTUB SCREENS . PARE-BAIGNOIRES

- P. 130** **Portas de correr**
Sliding doors . Portes coulissants
- P. 142** **Portas de abrir**
Opening doors . Portes battentes
- P. 154** **Fixo**
Fixed . Panneaux fixes

solutions

- P. 156** **SOLUÇÕES**
SOLUTIONS . SOLUTIONS

- P. 162** **BASES DE DUCHE**
SHOWER TRAYS . RECEVEURS DE DOUCH

- P. 172** **ACESSÓRIOS**
ACCESSORIES . ACCESSOIRES

- P. 178** **COMPLEMENTOS**
COMPLEMENTS . SUPPLÉMENTS

- P. 197** **INFO TÉCNICA**
TECHNICAL INFO . INFO TECHNIQUES

technical info

- | | | |
|----------------------------------|-------------------------------|--------------------------------------|
| P. 108 Ana | P. 68 Frame Duplo PV90 | P. 148 Mara Dupla |
| P. 92 ARQ90 | P. 70 Frame 90 | P. 106 Maria |
| P. 94 ARQ100 | P. 72 Frame 950 | P. 138 Milénio Banheira |
| P. 96 ARQ150 | P. 74 Frame 100 | P. 64 Milénio Base |
| P. 144 ARQ220 | P. 76 Frame PV90 | P. 150 Mónica |
| P. 128 ARQ600 | P.78 Frame PV150 | P. 102 PR200 |
| P. 152 ARQ630 | P. 80 Frame PV100 Plus | P. 48 PR720 |
| P. 98 ARQ920 | P. 82 Frame 150 | P. 50 PR730 |
| P. 100 ARQ950 | P. 84 Frame 90 Plus | P. 14 PV STEEL 150 c/ lateral |
| P. 62 Carolina | P. 86 Frame 100 Plus | P. 16 PV STEEL 150 |
| P. 26 DS100 | P. 124 Frame Fixo | P. 18 PV STEEL 150 Plus |
| P. 28 DS110 | P. 126 Frame Fixo Plus | P. 58 Rafaelo |
| P. 30 DS100 Plus | P. 120 FP600 | P. 158 Reform |
| P. 34 E100 | P. 42 IT100 | P. 56 Rita |
| P. 36 E120 | P. 44 IT120 | P. 32 SB90 |
| P. 38 E130 | P. 40 IT123 | P. 140 Teresa Banheira |
| P. 90 E300 | P. 46 IT130 | P. 52 Teresa Base |
| P. 88 E920 | P. 132 IT200 | P. 24 Tiny |
| P. 136 Elisabete Banheira | P. 134 IT230 | P. 174 Nook Abs |
| P. 60 Elisabete Base | P. 104 IT300 | P. 176 Nook Solid Surface |
| P.118 FC600 | P. 146 IT360 | P. 170 Acrílica extraplana |
| P.154 FC620 | P. 110 Madalena | P. 166 Stoneshale |
| P. 54 Filipa | P. 114 Mafalda | P. 168 Stoneshale Plus |
| | P. 112 Manuela | P. 164 Stoneshale Minimal |

Modelos com acabamento PVD . *Models with PVD finish*
Modèles avec finition PVD

Italbox

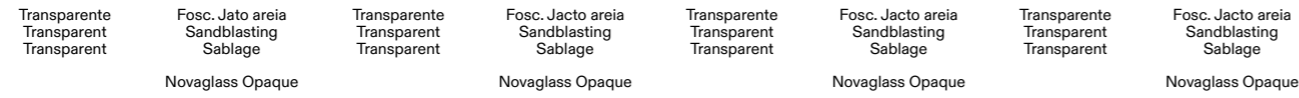


PV STEEL 150 c/ lateral

Perfis . Profile . Profil
Acabamentos . Finishings . Finitions



Vidro . Glass . Verre



Dimensões . Dimensions . Dimensions standard (C)

- 121-140
- 141-160
- 161-180
- 181-200

Lateral . Side . Lateral

- 70-80
- 81-91

Opção película de segurança . Security film option . Option film de sécurité



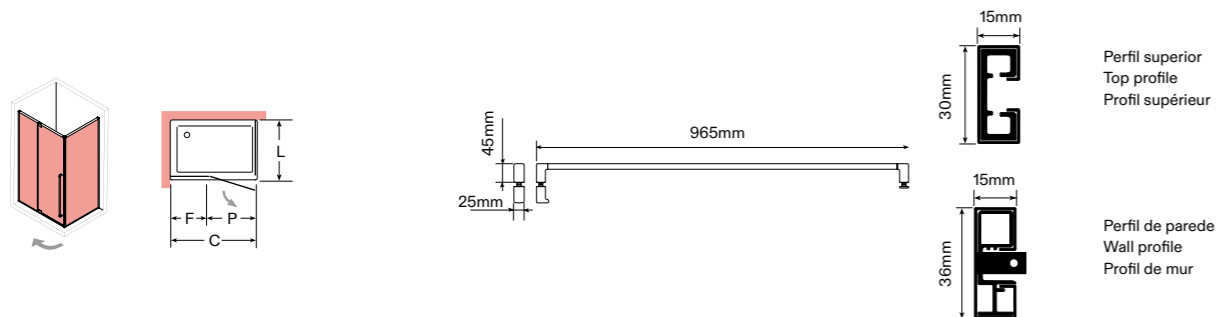
Notas . Notes . Notes

<p>Perfis em inox Altura standard: 2000mm. Porta com dimensões de 740mm. Largura mínima para fixo: 250mm. Obrigatório indicar tipologia (ESQ/ DRT). Definir medidas exatas na encomenda.</p>	<p>Stainless steel profiles Standard height: 2000mm. Door with dimensions: 740mm. Minimum width for fixed: 250mm. Typology required (LEFT / RIGHT). Specify dimensions on the order.</p>	<p>Profils en acier inoxydable Hauteur standard: 2000mm. Dimension de la porte 740mm. Largeur minimum pour la partie fixe: 250mm. Typologie requis (GAUCHE / DROITE). Spécifier les mesures exactes lors de la comande.</p>
--	--	---

PV STEEL 150 c/lateral

Puxador . Handle . Poignée

Perfil . Profile . Profil



PV STEEL 150 c/ lateral

PV STEEL 150 c/ lateral
Em PVD cromado e vidro transparente
Chromed PVD with clear glass
En PVD chrome et verre clair



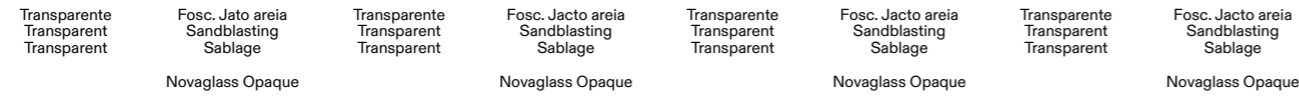
Informar se a colocação é em base normal, cota 0 ou rebaixada . Inform whether the placement is at normal level, quota 0, or recess . Indiquer si le placement est au niveau ordinaire, quota zéro ou récréation.

PV STEEL 150

Perfis . Profile . Profil
Acabamentos . Finishings . Finitions



Vidro . Glass . Verre



Dimensões . Dimensions . Dimensions standard (C)

- 121-140
- 141-160
- 161-180
- 181-200

Opção película de segurança . Security film option . Option film de sécurité




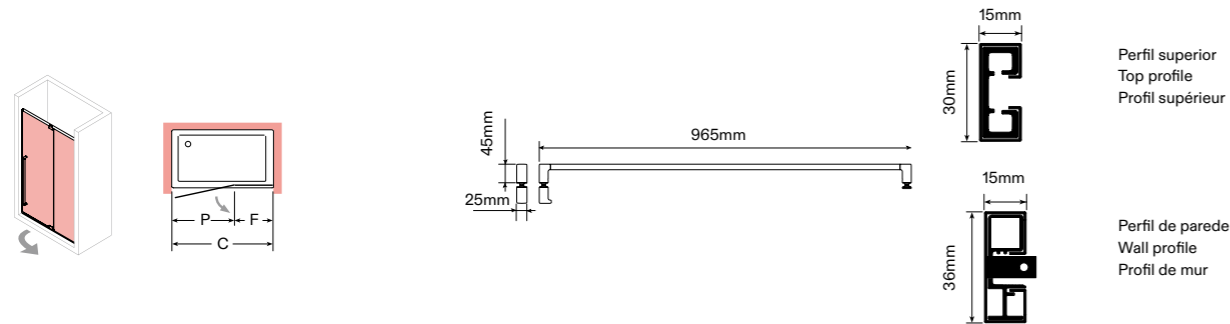
Notas . Notes . Notes

<p>Perfis em inox Altura standard: 2000mm. Porta com dimensões de 740mm. Largura mínima para fixo: 250mm. Obrigatório indicar tipologia (ESQ/ DRT). Definir medidas exatas na encomenda.</p>	<p>Stainless steel profiles Standard height: 2000mm. Door with dimensions: 740mm. Minimum width for fixed: 250mm. Typology required (LEFT / RIGHT). Specify dimensions on the order.</p>	<p>Profils en acier inoxydable Hauteur standard: 2000mm. Dimension de la porte 740mm. Largeur minimum pour la partie fixe: 250mm. Typologie requis (GAUCHE / DROITE). Spécifier les mesures exactes lors de la comande.</p>
--	--	---

PV Steel 150

Puxador . Handle . Poignée

Perfil . Profile . Profil



PV STEEL 150

PV STEEL 150
Em PVD Rose escovado e vidro transparente
Brushed Rose PVD with clear glass
En PVD Rose escovado et verre clair



Informar se a colocação é em base normal, cota 0 ou rebaixada . Inform whether the placement is at normal level, quota 0, or recess . Indiquer si le placement est au niveau ordinaire, quota zéro ou récréation.

PV STEEL 150 Plus

Perfis . Profile . Profil
Acabamentos . Finishings . Finitions




Vidro . Glass . Verre

Transparente Transparent Transparent	Fosc. Jacto areia Sandblasting Sablage Novaglass Opaque	Transparente Transparent Transparent	Fosc. Jacto areia SandTing Sablage Novaglass Opaque	Transparente Transparent Transparent	Fosc. Jacto areia Sandblasting Sablage Novaglass Opaque	Transparente Transparent Transparent	Fosc. Jacto areia Sandblasting Sablage Novaglass Opaque
--	--	--	--	--	--	--	--

Dimensões . Dimensions . Dimensions standard (C)

- 121-140
- 141-160
- 161-180
- 181-200

Opção película de segurança . Security film option . Option film de sécurité



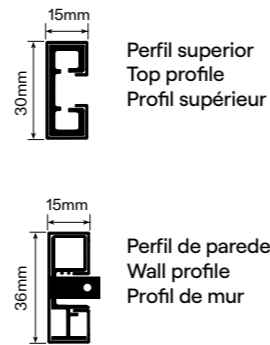
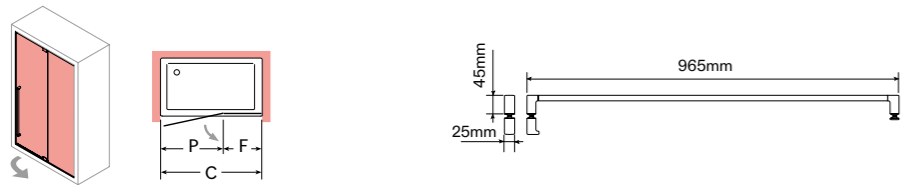
Notas . Notes . Notes

Altura máxima: 2400mm. Porta com dimensões de 740mm. Largura mínima para fixo: 250mm. Obrigatório indicar tipologia (ESQ/ DRT). Definir medidas exatas na encomenda.
Maximum height: 2400mm. Door with dimensions: 740mm. Minimum width for fixed: 250mm. Typology required (LEFT / RIGHT). Specify dimensions on the order.
Hauteur maximum: 2400mm. Dimension de la porte 740mm. Largeur minimum pour la partie fixe: 250mm. Typologie requis (GAUCHE / DROITE). Spécifier les mesures exactes lors de la comande.

PV Steel 150 Plus

Puxador . Handle . Poignée

Perfil . Profile . Profil



PV STEEL 150 plus
Em PVD Gun metal e vidro transparente
Gun metal PVD with clear glass
En PVD Gun metal et verre clair



A close-up, artistic photograph of a woman's face, partially obscured by water droplets. Her eyes are closed, and her skin is glistening. In the foreground, a hand with light-colored, glossy manicured nails is visible, with fingers slightly curled. The overall mood is serene and refreshing.

Sliding doors

Resguardos de ducha portas de correr
Sliding doors shower enclosures . Parois de douche portes coulissants

A cabine de duche Tiny da Italbox especialmente criada para espaços reduzidos aposta na inovação e foco na funcionalidade. Com o design otimizado para o uso correto do espaço disponível sem nunca comprometer o conforto e a estética.

The Italbox Tiny shower cabin specially created for small spaces with focus in innovation and functionality. With the design optimized for correct use of available space without ever compromising comfort and aesthetics.

La cabine de douche Italbox Tiny spécialement créée pour les petits espaces en mettant l'accent sur l'innovation et la fonctionnalité. Avec un design optimisé pour une utilisation correcte de l'espace disponible sans jamais compromettre le confort et l'esthétique.



Tiny

Perfis . Profile . Profil
Acabamentos . Finishings . Finitions



Branco
White
Blanc



Preto
Black
Noir



Prata
Silver
Argent

Vidro . Glass . Verre

Vidro Glass Verre	Transparente Transparent Transparent	Fosc. Jato areia Sandblasting Sablage Novaglass Opaque	Transparente Transparent Transparent	Fosc. Jato areia Sandblasting Sablage Novaglass Opaque	Transparente Transparent Transparent	Fosc. Jato areia Sandblasting Sablage Novaglass Opaque
-------------------------	--	---	--	---	--	---

Dimensões . Dimensions . Dimensions standard (P)

70-79

80-89

90-99

Lateral . Side . Lateral (L)

70-80

81-91

Opção película de segurança . Security film option . Option film de sécurité



Transparente . Transparent
Transparent

Decorativo (outros) . Decorative (others)
Décoratif (autres)

Notas . Notes . Notes

Acessórios em latão.
Perfis em alumínio
Altura standard: 2000mm.
Altura máxima: 2100mm.
Obrigatório indicar tipologia (ESQ/ DRT).
Dimensão máxima da porta: 1000mm
Dimensões não standard sob consulta.
Definir medidas exatas na encomenda.

Accessories in brass.
Aluminium profile
Standard height: 2000mm.
Maximum height: 2100 mm .
Typology required (LEFT / RIGHT).
Maximum door dimension: 1000 mm.
Non standard dimensions: on request.
Specify dimensions on the order.

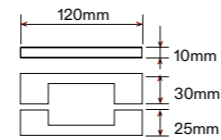
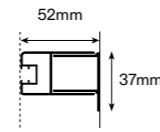
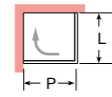
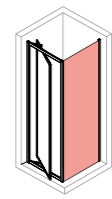
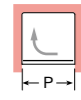
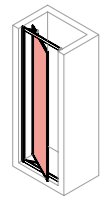
Accessoires en laiton.
Profils en aluminium
Hauteur standard: 2000mm.
Hauteur maximale : 2100 mm
Typologie requis (GAUCHE / DROITE).
Dimension maximale de la porte : 1000 mm
Dimension non standard: sur demande / devis.
Spécifier les mesures exactes lors de la comande.

Tiny Frontal . Front . Devant

Tiny c/ Lateral . Side . Lateral

Perfil . Profile . Profil

Puxador . Handle . Poignée



Vidro 8mm
Glass 8mm
Verre 8mm



Com . With . Avec
Anti-calcário
Easy clean
Anti-calcaire



Nível de estanqueidade
Tightness Level
Niveau d'étanchéité



Tiny
Em prata com vidro transparente
In silver with clear glass
En argent avec verre transparent



Informar se a colocação é em base normal, cota 0 ou rebaixada . Inform whether the placement is at normal level, quota 0, or recess . Indiquer si le placement est au niveau ordinaire, quota zéro ou récréation.

DS100

Perfis . Profile . Profil
Acabamentos . Finishings . Finitions



Branco
White
Blanc



Preto
Black
Noir



Prata
Silver
Argent

Vidro . Glass . Verre

Transparente
Transparent
Transparent

Fosc. Jato areia
Sandblasting
Sablage

Novaglass Opaque

Transparente
Transparent
Transparent

Fosc. Jato areia
Sandblasting
Sablage

Novaglass Opaque

Transparente
Transparent
Transparent

Fosc. Jato areia
Sandblasting
Sablage

Novaglass Opaque

Dimensões . Dimensions . Dimensions standard (C)

125*-140

141-160

161-180

181-200

Lateral . Side . Lateral (L)

70-80

81-91

Opção película de segurança . Security film option . Option film de sécurité



Transparente . Transparent
Transparent

Decorativo (outros) . Decorative (others)
Décoratif (autres)

Notas . Notes . Notes

Acessórios em latão.
Perfis em alumínio
Altura standard: 2000mm.
Dimensões não standard sob consulta.
Definir medidas exatas na encomenda.
* Medidas mínimas abertura inferior a 600mm.
Dimensão máxima da porta 900mm (P).
Obrigatório indicar tipologia (ESQ/ DRT).
Outros acabamentos sob consulta.

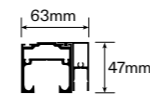
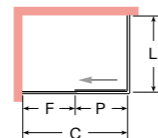
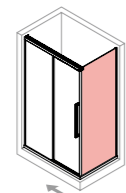
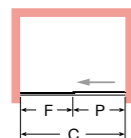
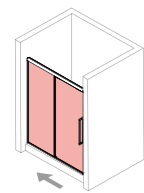
Accessories in brass.
Aluminium profile
Standard height: 2000mm.
Non standard dimensions: on request
Specify exactly dimensions on the order.
* Minimum dimensions opening less than 600mm.
Maximum door dimension 900mm (P).
Typology required (LEFT / RIGHT).
Other finishes on request.

Acessoires en laiton.
Profils en aluminium
Hauteur standard: 2000mm.
Dimension non standard: sur demande / devis.
Spécifier les mesures exactes lors de la comande.
*Dimensions de passage em dessous de 600 mm.
Dimensions maximales de la porte 900mm (P).
Typologie requis (GAUCHE / DROITE).
Autres finitions sur demande.

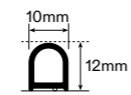
DS100 Frontal . Front . Devant

DS100 c/ Lateral . Side . Lateral

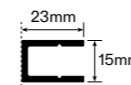
Perfil . Profile . Profil



Perfil
Profile
Profil



Perfil de chão
Floor profile
Profil de sol



Perfil de parede
Wall profile
Profil mural



Vidro 8mm
Glass 8mm
Verre 8mm

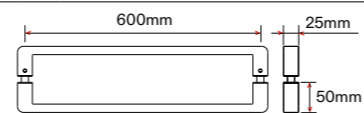


Com . With . Avec
Anti-calçário
Easy clean
Anti-calcaire



Nível de estanqueidade
Tightness Level
Niveau d'étanchéité

Puxador
Handle
Poignée



Informar se a colocação é em base normal, cota 0 ou rebaixada . Inform whether the placement is at normal level, quota 0, or recess . Indiquer si le placement est au niveau ordinaire, quota zéro ou récréation.



DS100
Em prata com vidro transparente
In silver with clear glass
En argent avec verre transparent



Com . With . Avec
Fecho suave
Soft close
Fermeture douce



DS110

Perfis . Profile . Profil
Acabamentos . Finishings . Finitions



Branco
White
Blanc



Preto
Black
Noir



Prata
Silver
Argent

Vidro . Glass . Verre

Transparente
Transparent
Transparent

Fosc. Jato areia
Sandblasting
Sablage
Novaglass Opaque

Transparente
Transparent
Transparent

Fosc. Jato areia
Sandblasting
Sablage
Novaglass Opaque

Transparente
Transparent
Transparent

Fosc. Jato areia
Sandblasting
Sablage
Novaglass Opaque

Dimensões . Dimensions . Dimensions standard (C)

141*-160

161-180

181-200

201-240

Lateral . Side . Lateral (L)

70-80

81-91

Opção película de segurança . Security film option . Option film de sécurité



Transparente . Transparent
Transparent

Decorativo (outros) . Decorative (others)
Décoratif (autres)

Notas . Notes . Notes

Acessórios em latão.
Perfis em alumínio
Altura standard: 2000mm.
Dimensões não standard sob consulta.
Definir medidas exatas na encomenda.
* Medidas mínimas abertura inferior a 600mm.
Dimensão máxima da porta 900mm (P).
Obrigatório indicar tipologia (ESQ/ DRT).
Fixo (F1) maior ou igual à dimensão da porta.
Outros acabamentos sob consulta.

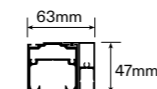
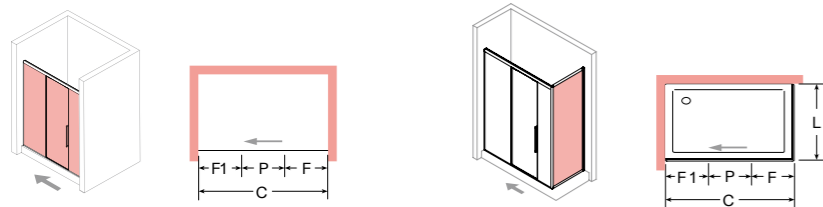
Accessories in brass.
Aluminium profile
Standard height: 2000mm.
Non standard dimensions: on request.
Specify exactly dimensions on the order.
*Minimum dimensions opening less than 600mm.
Maximum door dimension 900mm (P).
Typology required (LEFT / RIGHT).
The fixed (F1) is greater than or equal to the size of the door.
Other finishes on request.

Accessoires en laiton.
Profils en aluminium
Hauteur standard: 2000mm.
Dimension non standard: sur demande / devis.
Spécifier les mesures exactes lors de la commande.
*Dimensions de passage en dessous de 600 mm.
Dimensions maximales de la porte 900mm (P).
Typologie requis (GAUCHE / DROITE).
Le fixe (F1) est supérieur ou égal à la dimension de la porte.
Autres finitions sur demande.

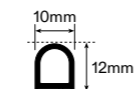
DS110 Frontal . Front . Devant

DS110 c/ Lateral . Side . Lateral

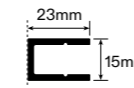
Perfil . Profile . Profil



Perfil
Profile
Profil



Perfil de chão
Floor profile
Profil de sol



Perfil de parede
Wall profile
Profil mural



Vidro 8mm
Glass 8mm
Verre 8mm

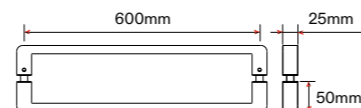


Com . With . Avec
Anti-calcário
Easy clean
Anti-calcaire



Nível de estanqueidade
Tightness Level
Niveau d'étanchéité

Puxador
Handle
Poignée



DS110
Em preto com vidro transparente
In black with clear glass
En noir avec verre transparent



Com . With . Avec
Fecho suave
Soft close
Fermeture douce



Informar se a colocação é em base normal, cota 0 ou rebaixada . Inform whether the placement is at normal level, quota 0, or recess . Indiquer si le placement est au niveau ordinaire, quota zéro ou récréation.

DS100 Plus

Perfis . Profile . Profil
Acabamentos . Finisings . Finitions



Branco
White
Blanc



Preto
Black
Noir



Prata
Silver
Argent

Vidro . Glass . Verre

Transparente
Transparent
Transparent

Fosc. Jato areia
Sandblasting
Sablage
Novaglass Opaque

Transparente
Transparent
Transparent

Fosc. Jato areia
Sandblasting
Sablage
Novaglass Opaque

Transparente
Transparent
Transparent

Fosc. Jato areia
Sandblasting
Sablage
Novaglass Opaque

Dimensões . Dimensions . Dimensions standard (C)

121-140

141-160

161-180

181-200

Lateral . Side . Lateral (L)

70-80

81-91

Opção película de segurança . Security film option . Option film de sécurité



Transparente . Transparent
Transparent

Decorativo (outros) . Decorative (others)
Décoratif (autres)

Notas . Notes . Notes

Acessórios em latão.
Perfis em alumínio
Altura standard: 2400mm.
Dimensões não standard sob consulta.
Definir medidas exatas na encomenda.
Fixação ao teto.
Outros acabamentos sob consulta.
Dimensão máxima da porta 900mm (P).
Necessário reforço no teto.
Obrigatório indicar tipologia (ESQ/ DRT).

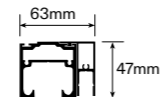
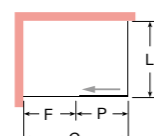
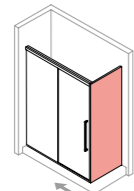
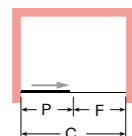
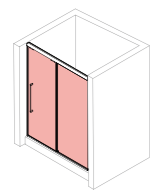
Accessories in brass.
Aluminium profile
Standard height: 2400mm
Non standard dimensions: on request.
Specify exactly dimensions on the order.
Ceiling fixing.
Maximum door dimension 900mm (P).
Other finishes on request.
Reinforcement to the ceiling is required.
Typology required (LEFT / RIGHT).

Acessoires en laiton.
Profilés en aluminium
Hauteur standard: 2400mm.
Dimension non standard: sur demande / devis.
Spécifier les mesures exactes lors de la commande.
Fixation au plafond.
Dimensions maximales de la porte 900mm (P).
Autres finitions sur demande.
Renforcement du plafond nécessaire.
Typologie requis (GAUCHE / DROITE).

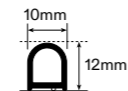
DS100 Plus Frontal . Front . Devant

DS100 Plus c/ Lateral . Side . Lateral

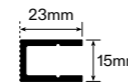
Perfil . Profile . Profil



Perfil
Profile
Profil



Perfil de chão
Floor profile
Profil de sol



Perfil de parede
Wall profile
Profil mural



Vidro 8mm
Glass 8mm
Verre 8mm

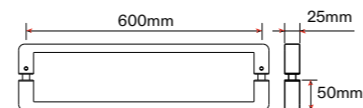


Com . With . Avec
Anti-calcário
Easy clean
Anti-calcaire



Nível de estanqueidade
Tightness Level
Niveau d'étanchéité

Puxador
Handle
Poignée



DS100 Plus
Em prata com vidro transparente
In silver with clear glass
En argent avec verre transparent



Com . With . Avec
Fecho suave
Soft close
Fermeture douce



DS100 Plus

Informar se a colocação é em base normal, cota 0 ou rebaixada . Inform whether the placement is at normal level, quota 0, or recess . Indiquer si le placement est au niveau ordinaire, quota zéro ou récréation.

SB90

Perfis . Profile . Profil
Acabamentos . Finishings . Finitions



Branco
White
Blanc



Preto
Black
Noir



Prata
Silver
Argent

Vidro . Glass . Verre

Transparente
Transparent
Transparent

Fosc. Jato areia
Sandblasting
Sablage
Novaglass Opaque

Transparente
Transparent
Transparent

Fosc. Jato areia
Sandblasting
Sablage
Novaglass Opaque

Transparente
Transparent
Transparent

Fosc. Jato areia
Sandblasting
Sablage
Novaglass Opaque

Dimensões . Dimensions . Dimensions standard (C)

≤121-140

141-160

161-180

Opção película de segurança . Security film option . Option film de sécurité



Transparente . Transparent
Transparent

Decorativo (outros) . Decorative (others)
Décoratif (autres)

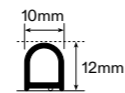
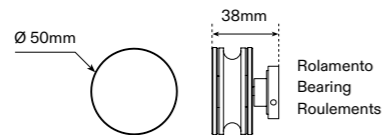
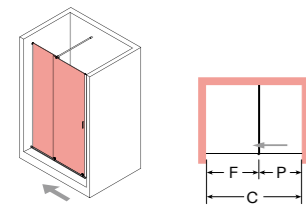
Notas . Notes . Notes

Acessórios em latão.
Perfis em alumínio. Altura standard: 2000.
Dimensões não standard sob consulta.
Informar se a montagem da cabine é numa base.
Definir medidas exatas na encomenda.
Medida de < 121, entrada útil inferior a 600mm.
Dimensão máxima da porta 900mm (P).
Obrigatório indicar tipologia (ESQ/ DRT).
Fixo (F1) maior ou igual à dimensão da porta.
Outros acabamentos sob consulta.

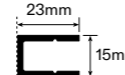
Accessories in brass.
Aluminium profile
Standard height: 2000mm.
Non standard dimensions: on request.
Informe if the showerscreen will be fixed on a showertray.
Specify the dimensions on the order.
Measurement of < 121, useful entry less than 600mm.
Maximum door dimension 900mm (P).
Typology required (LEFT / RIGHT).
Fixed (F) equal to or greater than the door's dimension.
Other finishes on request.

Accessoires en laiton.
Profilés en aluminium
Hauteur standard: 2000mm.
Dimension non standard: sur demande / devis.
Indiquer si l'application se fera sur un receveur de douche.
Spécifier les mesures exactes lors de la commande.
Mesure de < 121, entrée utile inférieure à 600 mm.
Dimensions maximales de la porte 900mm (P).
Typologie requis (GAUCHE / DROITE).
Le fixe (F) est supérieur ou égal à la dimension de la porte.
Autres finitions sur demande.

SB90 Frontal . Front . Devant



Perfil de chão
Floor profile
Profil de sol



Perfil de parede
Wall profile
Profil mural



Vidro 8mm
Glass 8mm
Verre 8mm

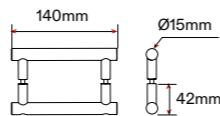


Com . With . Avec
Anti-calcário
Easy clean
Anti-calcaire



Nível de estanqueidade
Tightness Level
Niveau d'étanchéité

Puxador
Handle
Poignée



Informar se a colocação é em base normal, cota 0 ou rebaixada . Inform whether the placement is at normal level, quota 0, or recess . Indiquer si le placement est au niveau ordinaire, quota zéro ou récréation.



SB90
Em preto com vidro transparente
In black with clear glass
En noir avec verre transparent



E100

Perfis . Profile . Profil
Acabamentos . Finishings . Finitions



Vidro . Glass . Verre

Transparente
Transparent
Transparent

Fosc. Jato areia
Sandblasting
Sablage
Novaglass Opaque

Transparente
Transparent
Transparent

Fosc. Jato areia
Sandblasting
Sablage
Novaglass Opaque

Dimensões . Dimensions . Dimensions standard (C)

121-140

141-160

161-180

Lateral . Side . Lateral (L)

70-80

81-91

Opção película de segurança . Security film option . Option film de sécurité



Transparente . Transparent
Transparent

Decorativo (outros) . Decorative (others)
Décoratif (autres)

Notas . Notes . Notes

Acessórios em latão.
Perfis em alumínio
Altura standard: 2000mm.
Dimensões não standard sob consulta.
Definir medidas exatas na encomenda.
Largura acima dos 1400mm fixador obrigatório.
Altura limitada a 2100mm.
Dimensão máxima da porta 900mm (P).
Obrigatório indicar tipologia (ESQ/ DRT).

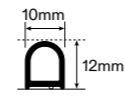
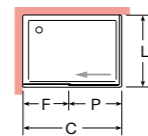
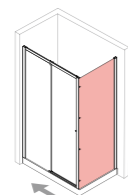
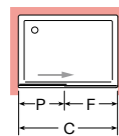
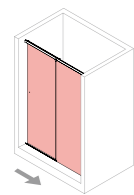
Accessories in brass.
Aluminium profile
Standard height: 2000mm.
Non standard dimensions: on request.
Specify dimensions on the order.
Width over 1400mm with mandatory stiffener.
Height limited to 2100mm.
Maximum door dimension 900mm (P).
Typology required (LEFT / RIGHT).

Accessoires en laiton.
Profilés en aluminium
Hauteur standard: 2000mm.
Dimension non standard: sur demande / devis.
Spécifier les mesures exactes lors de la commande.
Largeur au-dessus de 1400mm avec raidisseur obligatoire.
Hauteur limitée à 2100mm.
Dimensions maximales de la porte 900mm (P).
Typologie requis (GAUCHE / DROITE).

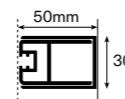
E100 Frontal . Front . Devant

E100 c/ Lateral . Side . Lateral

Perfil . Profile . Profil



Perfil de chão
Floor profile
Profil de sol



Perfil de parede
Wall profile
Profil mural



Vidro 6mm
Glass 6mm
Verre 6mm



Com. With . Avec
Anti-calcário
Easy clean
Anti-calcaire



Nível de estanqueidade
Tightness Level
Niveau d'étanchéité

Puxador
Handle
Poignée



E100

E100
Em prata com vidro transparente
In silver with clear glass
En argent avec verre transparent



Informar se a colocação é em base normal, cota 0 ou rebaixada . Inform whether the placement is at normal level, quota 0, or recess . Indiquer si le placement est au niveau ordinaire, quota zéro ou récréation.

E120

Perfis . Profile . Profil
Acabamentos . Finishings . Finitions



Branco
White
Blanc



Prata
Silver
Argent

Vidro . Glass . Verre

Transparente
Transparent
Transparent

Fosc. Jato areia
Sandblasting
Sablage
Novaglass Opaque

Transparente
Transparent
Transparent

Fosc. Jato areia
Sandblasting
Sablage
Novaglass Opaque

Dimensões . Dimensions . Dimensions standard (C+C1)

77,5-80/77,5-80

87,5-90/87,5-90

97,5-100/77,5-80

117,5-120/77,5-80

Opção película de segurança . Security film option . Option film de sécurité



Transparente . Transparent
Transparent

Decorativo (outros) . Decorative (others)
Décoratif (autres)

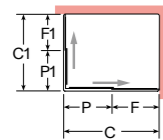
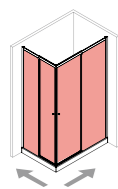
Notas . Notes . Notes

Acessórios em latão.
Perfis em alumínio
Altura standard: 2000mm.
Dimensões não standard sob consulta.
Definir medidas exatas na encomenda.
Altura limitada a 2100mm.
Medida de 77,5-80/ 77,5-80, entrada útil inferior a 450mm.
Dimensão máxima da porta 900mm (P1+P).
Obrigatório indicar tipologia (ESQ/ DRT).

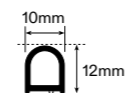
Acessories in brass.
Aluminium profile
Standard height: 2000mm.
Non standard dimensions: on request.
Specify dimensions on the order.
Height limited to 2100mm.
Measurement of 77,5-80/ 77,5-80, useful entry less than 450mm.
Maximum door dimension 900mm (P1+P).
Typology required (LEFT / RIGHT).

Acessoires en laiton.
Profilés en aluminium
Hauteur standard: 2000mm.
Dimension non standard: sur demande / devis.
Spécifier les mesures exactes lors de la commande.
Hauteur limitée à 2100mm.
Mesure de 77,5-80/ 77,5-80, entrée utile inférieure à 450 mm.
Dimensions maximales de la porte 900mm (P1+P).
Typologie requis (GAUCHE / DROITE).

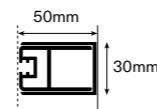
E120



Perfil . Profile . Profil



Perfil de chão
Floor profile
Profil de sol



Perfil de parede
Wall profile
Profil mural



Vidro 6mm
Glass 6mm
Verre 6mm



Com . With . Avec
Anti-calcário
Easy clean
Anti-calcaire



Nível de estanqueidade
Tightness Level
Niveau d'étanchéité

Puxador
Handle
Poignée



Informar se a colocação é em base normal, cota 0 ou rebaixada . Inform whether the placement is at normal level, quota 0, or recess . Indiquer si le placement est au niveau ordinaire, quota zéro ou récréation.



E120
Em prata com vidro transparente
In silver with clear glass
En argent avec verre transparent



E130

Perfis . Profile . Profil
Acabamentos . Finishings . Finitions



Branco
White
Blanc



Prata
Silver
Argent

Vidro . Glass . Verre

Transparente
Transparent
Transparent

Fosc. Jato areia
Sandblasting
Sablage
Novaglass Opaque

Transparente
Transparent
Transparent

Fosc. Jato areia
Sandblasting
Sablage
Novaglass Opaque

Dimensões . Dimensions . Dimensions standard (C)

≤140

141-160

161-180

Lateral . Side . Lateral (L)

70-80

81-91

Opção película de segurança . Security film option . Option film de sécurité



Transparente . Transparent
Transparent

Decorativo (outros) . Decorative (others)
Décoratif (autres)

Notas . Notes . Notes

Acessórios em latão.
Perfis em alumínio
Altura standard: 2000mm.
Dimensões não standard sob consulta.
Definir medidas exatas na encomenda.
Largura acima dos 1400mm fixador obrigatório.
Altura limitada a 2100mm.
Medida de <140 entrada útil inferior a 500mm.
Dimensão máxima da porta 900mm (P1+P).
Obrigatório indicar tipologia (ESQ/ DRT).
Outros acabamentos sob consulta.

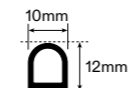
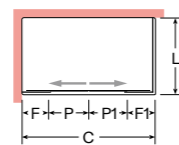
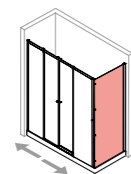
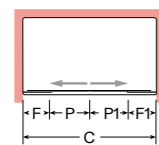
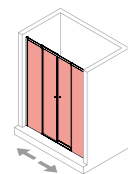
Accessories in brass.
Aluminium profile
Standard height: 2000mm.
Non standard dimensions: on request.
Specify dimensions on the order.
Width above 1400mm fixer required.
Height limited to 2100mm.
Measurement of <140 useful entry less than 500mm.
Maximum door dimension 900mm (P1+P).
Typology required (LEFT / RIGHT).
Other finishes on request.

Accessoires en laiton.
Profilés en aluminium
Hauteur standard: 2000mm.
Dimension non standard: sur demande / devis.
Spécifier les mesures exactes lors de la commande.
Largeur supérieur à 1400mm – raidisseur obligatoire.
Hauteur limitée à 2100mm.
Mesure de <140 entrée utile inférieure à 500 mm.
Dimensions maximales de la porte 900mm (P1+P).
Typologie requis (GAUCHE / DROITE).
Autres finitions sur demande.

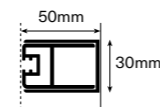
E130 Frontal . Front . Devant

E130 c/ Lateral . Side . Lateral

Perfil . Profile . Profil



10mm
12mm
Perfil de chão
Floor profile
Profil de sol



50mm
30mm
Perfil de parede
Wall profile
Profil mural



Vidro 6mm
Glass 6mm
Verre 6mm

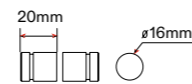


Com. With . Avec
Anti-calcário
Easy clean
Anti-calcaire



Nível de estanqueidade
Tightness Level
Niveau d'étanchéité

Puxador
Handle
Poignée



E130
Em prata com vidro transparente
In silver with clear glass
En argent avec verre transparent



Informar se a colocação é em base normal, cota 0 ou rebaixada . Inform whether the placement is at normal level, quota 0, or recess . Indiquer si le placement est au niveau ordinaire, quota zéro ou récréation.

IT123

Perfis . Profile . Profil
Acabamentos . Finishings . Finitions



Vidro . Glass . Verre

Transparente
Transparent
Transparent

Fosc. Jato areia
Sandblasting
Sablage
Novaglass Opaque

Dimensões . Dimensions . Dimensions standard (C)

≤ 100

101-120

121-150

151-180

Lateral . Side . Lateral (L)

70-80

81-91

Opção película de segurança . Security film option . Option film de sécurité



Transparente . Transparent
Transparent

Decorativo (outros) . Decorative (others)
Décoratif (autres)

Notas . Notes . Notes

Acessórios em latão.
Perfis em alumínio
Altura standard: 2000mm.
Acresce altura do sistema de fixação (+40mm).
Dimensões não standard sob consulta.
Definir medidas exatas na encomenda.
Altura limitada a 2100mm.
Medida de <100 entrada útil inferior a 535mm.
Dimensão máxima da porta 900mm (P1+P).
Obrigatório indicar tipologia (ESQ/ DRT).
Outros acabamentos sob consulta.

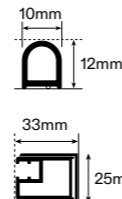
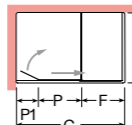
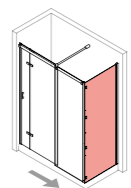
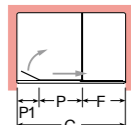
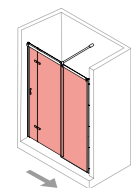
Accessories in brass.
Aluminium profile
Standard height: 2000mm.
Height addition of the fixation system (+40mm).
Non standard dimensions: on request.
Specify dimensions on the order.
Height limited to 2100mm.
Measurement of <100 useful entry less than 535mm.
Maximum door dimension 900mm (P1+P).
Typology required (LEFT / RIGHT).
Other finishes on request.

Accessoires en laiton.
Profilés en aluminium
Hauteur standard: 2000mm.
40 mm de plus avec le système de fixation.
Dimension non standard: sur demande / devis.
Spécifier les mesures exactes lors de la commande.
Hauteur limitée à 2100mm.
Mesure de <100 entrée utile inférieure à 535mm.
Dimensions maximales de la porte 900mm (P1+P).
Typologie requis (GAUCHE / DROITE).
Autres finitions sur demande.

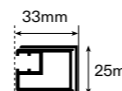
IT123 Frontal . Front . Devant

IT123 c/ Lateral . Side . Lateral

Perfil . Profile . Profil



Perfil de chão
Floor profile
Profil de sol



Perfil de parede
Wall profile
Profil mural



Vidro 6mm
Glass 6mm
Verre 6mm

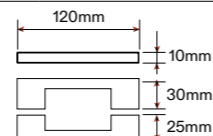


Com. With . Avec
Anti-calcário
Easy clean
Anti-calcaire



Nível de estanqueidade
Tightness Level
Niveau d'étanchéité

Puxador
Handle
Poignée



IT123
Em prata com vidro transparente
In silver with clear glass
En argent avec verre transparent



Informar se a colocação é em base normal, cota 0 ou rebaixada . Inform whether the placement is at normal level, quota 0, or recess . Indiquer si le placement est au niveau ordinaire, quota zéro ou récréation.

IT100

Perfis . Profile . Profil
Acabamentos . Finishings . Finitions



Preto
Black
Noir



Prata
Silver
Argent

Vidro . Glass . Verre

Transparente
Transparent
Transparent

Fosc. Jato areia
Sandblasting
Sablage
Novaglass Opaque

Transparente
Transparent
Transparent

Fosc. Jato areia
Sandblasting
Sablage
Novaglass Opaque

Dimensões . Dimensions . Dimensions standard (C)

121-140

141-160

161-180

Lateral . Side . Lateral (L)

70-80

81-91

Opção película de segurança . Security film option . Option film de sécurité



Transparente . Transparent
Transparent

Decorativo (outros) . Decorative (others)
Décoratif (autres)

Notas . Notes . Notes

Acessórios em latão.
Perfis em alumínio
Altura standard: 2000mm.
Acréscimo altura do sistema de fixação (+40mm).
Dimensões não standard sob consulta.
Definir medidas exatas na encomenda.
Altura limitada a 2100mm.
Medida de 121 entrada útil inferior a 510mm.
Dimensão máxima da porta 900mm (P).
Obrigatório indicar tipologia (ESQ/ DRT).
Outros acabamentos sob consulta.

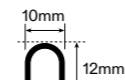
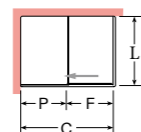
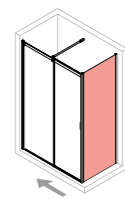
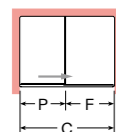
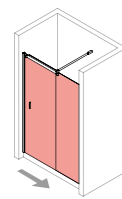
Accessories in brass.
Aluminium profile
Standard height: 2000mm.
Height addition of the fixation system (+40mm).
Non standard dimensions: on request.
Specify dimensions on the order.
Height limited to 2100mm.
Measurement of 121 useful entry less than 510mm.
Maximum door dimension 900mm (P).
Typology required (LEFT / RIGHT).
Other finishes on request.

Accessoires en laiton.
Profilés en aluminium
Hauteur standard: 2000mm.
40 mm de plus avec le système de fixation.
Dimension non standard: sur demande / devis.
Spécifier les mesures exactes lors de la commande.
Hauteur limitée à 2100mm.
Mesure de 121 entrée utile inférieure à 510mm.
Dimensions maximales de la porte 900mm (P).
Typologie requis (GAUCHE / DROITE).
Autres finitions sur demande.

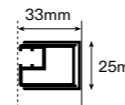
IT100 Frontal . Front . Devant

IT100 c/ Lateral . Side . Lateral

Perfil . Profile . Profil



Perfil de chão
Floor profile
Profil de sol



Perfil de parede
Wall profile
Profil mural



Vidro 6mm
Glass 6mm
Verre 6mm

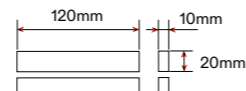


Com. With . Avec
Anti-calcário
Easy clean
Anti-calcaire



Nível de estanqueidade
Tightness Level
Niveau d'étanchéité

Puxador
Handle
Poignée



IT100



IT100
Em prata com vidro transparente
In silver with clear glass
En argent avec verre transparent

Informar se a colocação é em base normal, cota 0 ou rebaixada . Inform whether the placement is at normal level, quota 0, or recess . Indiquer si le placement est au niveau ordinaire, quota zéro ou récréation.

IT120

Perfis . Profile . Profil
Acabamentos . Finishings . Finitions



Preto
Black
Noir



Prata
Silver
Argent

Vidro . Glass . Verre

Transparente
Transparent
Transparent

Fosc. Jato areia
Sandblasting
Sablage
Novaglass Opaque

Transparente
Transparent
Transparent

Fosc. Jato areia
Sandblasting
Sablage
Novaglass Opaque

Dimensões . Dimensions . Dimensions standard (C+C1)

88,5-90/88,5-90

98,5-100/78,5-80

118,5-120/78,5-80

Opção película de segurança . Security film option . Option film de sécurité



Transparente . Transparent
Transparent

Decorativo (outros) . Decorative (others)
Décoratif (autres)

Notas . Notes . Notes

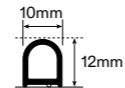
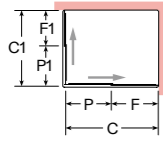
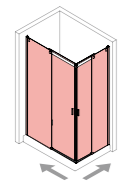
Acessórios em latão.
Fecho magnético.
Perfis em alumínio
Altura standard: 2000mm.
Dimensões não standard sob consulta.
Definir medidas exatas na encomenda.
Altura limitada a 2100mm.
P1+P com máximo de 900mm.
Medida de 88,5-90/88,5-90 entrada útil inferior a 500mm.
Obrigatório indicar tipologia (ESQ/ DRT).
Outros acabamentos sob consulta.

Accessories in brass.
Closure with magnetic.
Aluminium profile
Standard height: 2000mm.
Non standard dimensions: on request.
Specify dimensions on the order.
Height limited to 2100mm.
P1 + P with a maximum of 900mm.
Measurement of 88,5-90/88,5-90 useful entry less than 500mm.
Typology required (LEFT / RIGHT).
Other finishes on request.

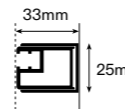
Acessoires en laiton.
Fermeture avec joint magnétiques.
Profils en aluminium
Hauteur standard: 2000mm.
Dimension non standard: sur demande / devis.
Spécifier les mesures exactes lors de la comande.
Hauteur limitée à 2100mm.
P1+P avec un maximum de 900mm.
Mesure de 88,5-90/88,5-90 entrée utile inférieure à 500mm.
Typologie requis (gauche | à droite)
Autres finitions sur demande.

IT120

Perfil . Profile . Profil



Perfil de chão
Floor profile
Profil de sol



Perfil de parede
Wall profile
Profil mural



Vidro 6mm
Glass 6mm
Verre 6mm

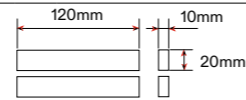


Com . With . Avec
Anti-calcário
E asy clean
Anti-calcaire



Nível de estanqueidade
Tightness Level
Niveau d'étanchéité

Puxador
Handle
Poignée



IT120



IT120
Em prata com vidro transparente
In silver with clear glass
En argent avec verre transparent

Informar se a colocação é em base normal, cota 0 ou rebaixada . Inform whether the placement is at normal level, quota 0, or recess . Indiquer si le placement est au niveau ordinaire, quota zéro ou récréation.

IT130

Perfis . Profile . Profil
Acabamentos . Finishings . Finitions



Preto
Black
Noir



Prata
Silver
Argent

Vidro . Glass . Verre

Transparente
Transparent
Transparent

Fosc. Jato areia
Sandblasting
Sablage
Novaglass Opaque

Transparente
Transparent
Transparent

Fosc. Jato areia
Sandblasting
Sablage
Novaglass Opaque

Dimensões . Dimensions . Dimensions standard (C)

140-160

161-180

181-200

Lateral . Side . Lateral (L)

70-80

81-91

Opção película de segurança . Security film option . Option film de sécurité



Transparente . Transparent
Transparent

Decorativo (outros) . Decorative (others)
Décoratif (autres)

Notas . Notes . Notes

Acessórios em latão.
Fecho magnético.
Perfis em alumínio
Altura standard: 2000mm.
Acréscce altura do sistema de fixação (+40mm).
Dimensões não standard sob consulta.
Definir medidas exatas na encomenda.
Altura limitada a 2100mm.
Medida de 140, entrada útil inferior a 500mm.
Dimensão máxima da porta 900mm (P1+P).
Outros acabamentos sob consulta.

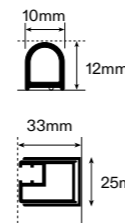
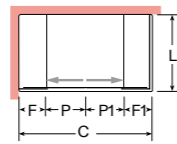
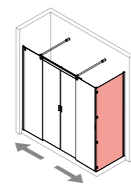
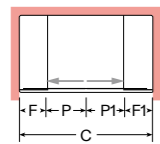
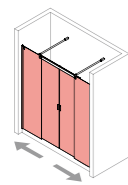
Accessories in brass.
Magnetic closure.
Aluminium profile
Standard height: 2000mm.
Height addition of the fixation system (+40mm).
Non standard dimensions: on request.
Specify dimensions on the order.
Height limited to 2100mm.
Measurement of 140, useful entry less than 500mm.
Maximum door dimension 900mm (P1+P).
Other finishes on request.

Acessoires en laiton.
Fermeture magnétique.
Profils en aluminium
Hauteur standard: 2000mm.
40 mm de plus avec le système de fixation.
Dimension non standard: sur demande / devis.
Spécifier les mesures exactes lors de la comande.
Hauteur limitée à 2100mm.
Mesure de 140, entrée utile inférieure à 500mm.
Dimensions maximales de la porte 900mm (P1+P).
Autres finitions sur demande.

IT130 Frontal . Front . Devant

IT130 c/ Lateral . Side . Lateral

Perfil . Profile . Profil



10mm
12mm
Perfil de chão
Floor profile
Profil de sol

33mm
25mm
Perfil de parede
Wall profile
Profil mural



Vidro 6mm
Glass 6mm
Verre 6mm



Com. With . Avec
Anti-calcário
Easy clean
Anti-calcaire



Nível de estanqueidade
Tightness Level
Niveau d'étanchéité

Puxador
Handle
Poignée



IT130

IT130
Em prata com vidro transparente
In silver with clear glass
En argent avec verre transparent



Informar se a colocação é em base normal, cota 0 ou rebaixada . Inform whether the placement is at normal level, quota 0, or recess . Indiquer si le placement est au niveau ordinaire, quota zéro ou récréation.

PR720

Perfis . Profile . Profil
Acabamentos . Finishings . Finitions



Preto
Black
Noir



Prata
Silver
Argent

Vidro . Glass . Verre

Transparente
Transparent
Transparent

Fosc. Jato areia
Sandblasting
Sablage
Novaglass Opaque

Transparente
Transparent
Transparent

Fosc. Jato areia
Sandblasting
Sablage
Novaglass Opaque

Dimensões . Dimensions Dimensions Standard (C+L)

180 - 200

201 - 220

221 - 240

241 - 260

Opção película de segurança . Security film option . Option film de sécurité



Transparente . Transparent
Transparent

Decorativo (outros) . Decorative (others)
Décoratif (autres)

Notas . Notes . Notes

Acessórios em latão.
Fecho magnético.
Perfis em alumínio
Altura standard: 2000mm.
Lateral com dimensão máxima de 1000mm.
Acréscimo altura do sistema de fixação (+80mm).
Dimensões não standard sob consulta.
Definir medidas exatas na encomenda.
Medida de 120 entrada útil inferior a 500mm.
Dimensão máxima da porta 900mm (P).
Obrigatório indicar tipologia (ESQ/ DRT).
Outros acabamentos sob consulta.

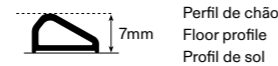
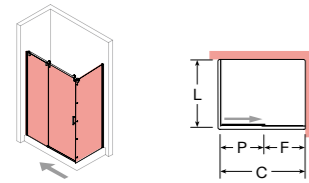
Accessories in brass.
Magnetic closure.
Aluminium profile
Standard height: 2000mm.
Side Panel with a maximum dimension of 1000mm.
Height addition of the fixation system (+80mm).
Non standard dimensions: on request.
Specify dimensions on the order.
Measurement of 120 useful entry less than 500mm.
Maximum door dimension 900mm (P).
Typology required (LEFT / RIGHT).
Other finishes on request.

Accessoires en laiton.
Fermeture magnétique.
Profilés en aluminium
Hauteur standard: 2000mm.
Latéral avec une dimension maximale de 1000mm.
+80 mm de plus avec le système de fixation.
Dimension non standard: sur demande / devis.
Spécifier les mesures exactes lors de la commande.
Mesure de 120 entrée utile inférieure à 500 mm.
Dimensions maximales de la porte 900mm (P).
Typologie requis (GAUCHE / DROITE).
Autres finitions sur demande.

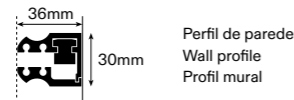
PR720

Perfil . Profile . Profil

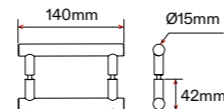
Puxador . Handle . Poignée



Perfil de chão
Floor profile
Profil de sol



Perfil de parede
Wall profile
Profil mural



42mm



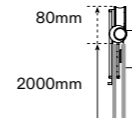
Vidro 8mm
Glass 8mm
Verre 8mm



Com. With . Avec
Anti-calcário
Easy clean
Anti-calcaire



Nível de estanqueidade
Tightness Level
Niveau d'étanchéité



Altura do resguardo - rolamento
Height of the shield - bearing
Hauteur de l'écran - roulement

Informar se a colocação é em base normal, cota 0 ou rebaixada . Inform whether the placement is at normal level, quota 0, or recess . Indiquer si le placement est au niveau ordinaire, quota zéro ou récréation.



PR720
Em prata com vidro transparente
In silver with clear glass
En argent avec verre transparent



PR730

Perfis . Profile . Profil
Acabamentos . Finishings . Finitions



Preto
Black
Noir



Prata
Silver
Argent

Vidro . Glass . Verre

Transparente
Transparent
Transparent

Fosc. Jato areia
Sandblasting
Sablage
Novaglass Opaque

Transparente
Transparent
Transparent

Fosc. Jato areia
Sandblasting
Sablage
Novaglass Opaque

Dimensões . Dimensions . Dimensions standard (C)

120-140

141-160

161-180

Opção película de segurança . Security film option . Option film de sécurité



Transparente . Transparent
Transparent

Decorativo (outros) . Decorative (others)
Décoratif (autres)

Notas . Notes . Notes

Acessórios em latão.
Fecho magnético.
Perfis em alumínio.
Altura standard: 2000mm.
Acresce altura do sistema de fixação (+80mm).
Dimensões não standard sob consulta.
Definir medidas exatas na encomenda.
Medida de 120 entrada útil inferior a 500mm.
Dimensão máxima da porta 900mm (P).
Obrigatório indicar tipologia (ESQ/ DRT).
Outros acabamentos sob consulta.

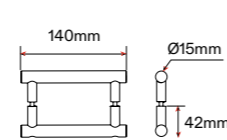
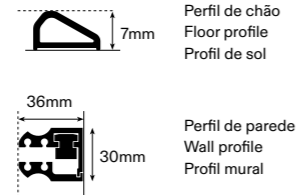
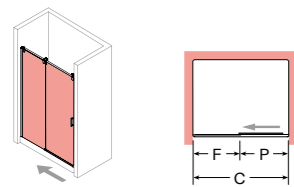
Acessories in brass.
Magnetic closure.
Aluminium profile.
Standard height: 2000mm.
Height addition of the fixation system (+80mm).
Non standard dimensions: on request.
Specify exactly dimensions on the order.
Measurement of 120 useful entry less than 500mm.
Maximum door dimension 900mm (P).
Typology required (LEFT / RIGHT).
Other finishes on request.

Acessoires en laiton.
Fermeture magnétique.
Profils en aluminium.
Hauteur standard: 2000mm.
+80 mm de plus avec le système de fixation.
Dimension non standard: sur demande / devis.
Spécifier les mesures exactes lors de la comande.
Mesure de 120 entrée utile inférieure à 500 mm.
Dimensions maximale de la porte 900mm (P).
Typologie requis (GAUCHE / DROITE).
Autres finitions sur demande.

PR730 Frontal . Front . Devant

Perfil . Profile . Profil

Puxador . Handle . Poignée



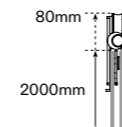
Vidro 8mm
Glass 8mm
Verre 8mm



Com . With . Avec
Anti-calcário
Easy clean
Anti-calcaire



Nível de estanqueidade
Tightness Level
Niveau d'étanchéité



Altura do resguardo - rolamento
Height of the shield - bearing
Hauteur de l'écran - roulement



PR730
Em preto com vidro transparente
In silver with clear glass
En argent avec verre transparent



Informar se a colocação é em base normal, cota 0 ou rebaixada . Inform whether the placement is at normal level, quota 0, or recess . Indiquer si le placement est au niveau ordinaire, quota zéro ou récréation.

Teresa Base

Perfis . Profile . Profil
Acabamentos . Finishings . Finitions



Branco
White
Blanc



Preto
Black
Noir



Prata
Silver
Argent

Vidro . Glass . Verre

Transparente
Transparent
Transparent

Fosc. Jato areia
Sandblasting
Sablage

Novaglass Opaque

Transparente
Transparent
Transparent

Fosc. Jato areia
Sandblasting
Sablage

Novaglass Opaque

Transparente
Transparent
Transparent

Fosc. Jato areia
Sandblasting
Sablage

Novaglass Opaque

Dimensões . Dimensions . Dimensions standard (C)

98-102

108-112

118-122

128-132

138-142

148-152

158-162

168-172

178-182

Lateral . Side . Lateral (L)

70-81

81-91

Notas . Notes . Notes

Rolamentos esferas inox.
Vidro temperado de 4mm.
Perfis em alumínio.
Altura standard e máxima: 2000mm.
Dimensões não standard sob consulta.
Definir medidas exatas na encomenda.
Medida de 98-102 entrada útil inferior a 425mm.
Dimensão máxima da porta 900mm (P).
Obrigatório indicar tipologia (ESQ/ DRT).
Larguras acima dos 1800mm obrigatório fixadores.

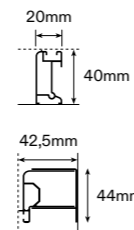
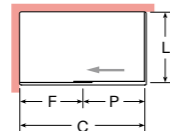
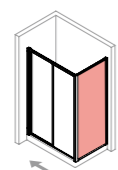
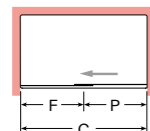
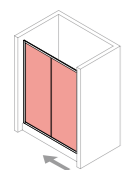
Inox ball-bearings rollers.
Tempered glass panels 4mm.
Aluminium profiles.
Standard and maximum height: 2000mm.
Non standard dimensions: on request.
Specify exactly dimensions on the order.
Measurement of 98-102 useful entry less than 425mm.
Maximum door dimension 900mm (P).
Typology required (LEFT / RIGHT).
Widths above 1800mm require fasteners.

Roulements à billes en acier inoxydable.
Verre trempé de 4mm.
Profilés en aluminium.
Hauteur standard et maximale: 2000mm.
Dimension non standard: sur demande / devis.
Spécifier les mesures exactes lors de la comande.
Mesure de 98-102 entrée utile inférieure à 425 mm.
Dimensions maximales de la porte 900mm (P).
Typologie requis (GAUCHE / DROITE).
Les largeurs supérieures à 1800 mm nécessitent des raidisseurs.

Teresa Base Frontal . Front . Devant

Teresa Base c/ Lateral . Side . Lateral

Perfil . Profile . Profil



20mm
40mm
Perfil de chão
Floor profile
Profil de sol

42,5mm
44mm
Perfil de parede
Wall profile
Profil mural



Vidro 4mm
Glass 4mm
Verre 4mm



Reversível
Reversible
Réversible



Nível de estanqueidade
Tightness Level
Niveau d'étanchéité

Informar se a colocação é em base normal, cota 0 ou rebaixada . Inform whether the placement is at normal level, quota 0, or recess . Indiquer si le placement est au niveau ordinaire, quota zéro ou récréation.



Teresa Base
Em prata com vidro transparente
In silver with clear glass
En argent avec verre transparent



Filipa

Perfis . Profile . Profil
Acabamentos . Finishings . Finitions



Branco
White
Blanc



Prata
Silver
Argent

Vidro . Glass . Verre

Transparente
Transparent
Transparent

Fosc. Jato areia
Sandblasting
Sablage
Novaglass Opaque

Transparente
Transparent
Transparent

Fosc. Jato areia
Sandblasting
Sablage
Novaglass Opaque

Dimensões . Dimensions . Dimensions standard (C/L)

78-80/78-80

88-90/88-90

88-90/73-75

98-100/68-70

98-100/78-80

118-120/78-80

Opção película de segurança . Security film option . Option film de sécurité



Transparente . Transparent
Transparent

Decorativo (outros) . Decorative (others)
Décoratif (autres)

Notas . Notes . Notes

Rolamentos esferas inox.
Acessórios em latão.
Fecho magnético.
Perfis em alumínio.
Altura standard: 2000mm.
Dimensões não standard sob consulta.
Definir medidas exatas na encomenda.
Altura limitada a 2100mm.
Medida de 78-80/78-80 entrada útil inferior a 430mm.
Dimensão máxima da porta 900mm (P1+P).
Obrigatório indicar tipologia (ESQ/ DRT).

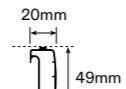
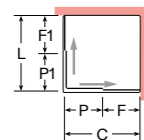
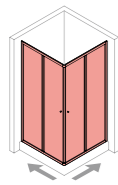
Inox ball-bearings rollers.
Inox accessories in brass.
Magnetic closure.
Aluminium profiles.
Standard height: 2000mm.
Non standard dimensions: on request.
Specify exactly dimensions on the order.
Height limited to 2100mm.
Measurement of 78-80/78-80 useful entry less than 430mm.
Maximum door dimension 900mm (P1+P).
Typology required (LEFT / RIGHT).

Roulements à billes en acier inoxydable.
Accessoires en laiton.
Fermeture magnétique.
Profilés en aluminium.
Hauteur standard: 2000mm.
Dimension non standard: sur demande / devis.
Spécifier les mesures exactes lors de la commande.
Hauteur limitée à 2100mm.
Mesure de 78-80/78-80 entrée utile inférieure à 430 mm.
Dimensions maximales de la porte 900mm (P1+P).
Typologie requis (GAUCHE / DROITE).

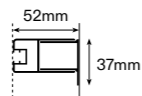
Filipa

Perfil . Profile . Profil

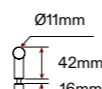
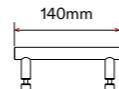
Puxador . Handle . Poignée



Perfil de chão
Floor profile
Profil de sol



Perfil de parede
Wall profile
Profil mural



Vidro 6mm
Glass 6mm
Verre 6mm



Com . With . Avec
Anti-calcário
Easy clean
Anti-calcaire



Nível de estanqueidade
Tightness Level
Niveau d'étanchéité

Informar se a colocação é em base normal, cota 0 ou rebaixada . Inform whether the placement is at normal level, quota 0, or recess . Indiquer si le placement est au niveau ordinaire, quota zéro ou récréation.



Filipa
Em prata com vidro transparente
In front with clear glass
En argent avec verre transparent



Rita

Perfis . Profile . Profil
Acabamentos . Finishings . Finitions



Branco
White
Blanc



Preto
Black
Noir



Prata
Silver
Argent

Vidro . Glass . Verre

Transparente
Transparent
Transparent

Fosc. Jato areia
Sandblasting
Sablage

Novaglass Opaque

Transparente
Transparent
Transparent

Fosc. Jato areia
Sandblasting
Sablage

Novaglass Opaque

Transparente
Transparent
Transparent

Fosc. Jato areia
Sandblasting
Sablage

Novaglass Opaque

Dimensões . Dimensions Dimensions Standard (C/C1)

68-70/68-70

73-75/73-75

78-80/78-80

88-90/88-90

88-90/73-75

98-100/68-70

98-100/78-80

118-120/78-80

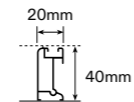
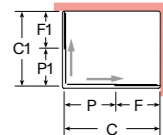

Notas . Notes . Notes

Rolamentos esferas inox.
Perfis em alumínio.
Altura standard e máxima : 2000mm
Dimensões não standard sob consulta.
Definir medidas exatas na encomenda.
Medida de 68-70/68-70 entrada útil inferior a 410mm.
Dimensão máxima da porta 900mm (P1+P).
Obrigatório indicar tipologia (ESQ/ DRT).

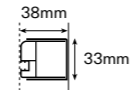
Inox ball-bearing rollers.
Aluminium profiles.
Standard and maximum height: 2000mm.
Non standard dimensions: on request.
Specify exactly dimensions on the order.
Measurement of 68-70/68-70 useful entry less than 410mm.
Maximum door dimension 900mm (P1+P).
Typology required (LEFT / RIGHT).

Roulements à billes en acier inoxydable.
Profilés en aluminium.
Hauteur standard et maximale: 2000mm.
Dimension non standard: sur demande / devis.
Spécifier les mesures exactes lors de la commande.
Mesure de 68-70/68-70 entrée utile inférieure à 410 mm.
Dimensions maximales de la porte 900mm (P1+P).
Typologie requis (GAUCHE / DROITE).

Rita



Perfil de chão
Floor profile
Profil de sol



Perfil de parede
Wall profile
Profil mural



Vidro 4mm
Glass 4mm
Verre 4mm



Reversível
Reversible
Réversible



Nível de estanqueidade
Tightness Level
Niveau d'étanchéité

Perfil . Profile . Profil



Rita
Em prata com vidro transparente
In silver with clear glass
En argent avec verre transparent



Informar se a colocação é em base normal, cota 0 ou rebaixada . Inform whether the placement is at normal level, quota 0, or recess . Indiquer si le placement est au niveau ordinaire, quota zéro ou récréation.

Rafaello

Perfis . Profile . Profil
Acabamentos . Finishings . Finitions



Branco
White
Blanc



Prata
Silver
Argent

Vidro . Glass . Verre

Transparente
Transparent
Transparent

Fosc. Jato areia
Sandblasting
Sablage
Novaglass Opaque

Transparente
Transparent
Transparent

Fosc. Jato areia
Sandblasting
Sablage
Novaglass Opaque

Dimensões . Dimensions Dimensions Standard (L/L1)

73-75

78-80

88-90

Notas . Notes . Notes

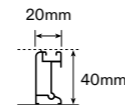
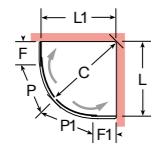
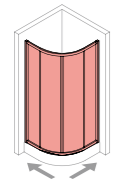
Rolamentos esferas inox.
Perfis em alumínio.
Raio (C) R500.
Altura standard e máxima: 2000mm.
Dimensões não standard sob consulta.
Definir medidas exatas na encomenda.

Inox ball-bearings rollers.
Aluminium profiles.
Radius (C) R500.
Standard and maximum height: 2000mm.
Non standard dimensions: on request.
Specify exactly dimensions on the order.

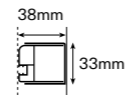
Roulements à billes en acier inoxydable.
Profilés en aluminium.
Rayon (C) R500.
Hauteur standard et maximale: 2000mm.
Dimension non standard: sur demande / devis.
Spécifier les mesures exactes lors de la commande.

Rafaello

Perfil . Profile . Profil



Perfil de chão
Floor profile
Profil de sol



Perfil de parede
Wall profile
Profil mural



Vidro 4mm
Glass 4mm
Verre 4mm



Nível de estanqueidade
Tightness Level
Niveau d'étanchéité



Rafaello
Em prata com vidro transparente
In silver with clear glass
En argent avec verre transparent



Informar se a colocação é em base normal, cota 0 ou rebaixada . Inform whether the placement is at normal level, quota 0, or recess . Indiquer si le placement est au niveau ordinaire, quota zéro ou récréation.

Elisabete Base

Perfis . Profile . Profil
Acabamentos . Finishings . Finitions



Branco
White
Blanc



Prata
Silver
Argent

Vidro . Glass . Verre

Transparente
Transparent
Transparent

Fosc. Jato areia
Sandblasting
Sablage
Novaglass Opaque

Transparente
Transparent
Transparent

Fosc. Jato areia
Sandblasting
Sablage
Novaglass Opaque

Dimensões . Dimensions . Dimensions standard (C)

121-150

151-180

Lateral . Side . Lateral (L)

70-80

81-91

Opção película de segurança . Security film option . Option film de sécurité



Transparente . Transparent
Transparent

Decorativo (outros) . Decorative (others)
Décoratif (autres)

Notas . Notes . Notes

Rolamentos esferas inox.
Fecho magnético.
Vidro temperado 6mm.
Perfis em alumínio.
Altura standard do vidro: 2000mm.
Dimensões não standard sob consulta.
Definir medidas exatas na encomenda.
Altura limitada a 2100mm.
Medida de 121-150 entrada útil inferior a 430mm.
Dimensão máxima da porta 900mm (P1+P).
Obrigatório indicar tipologia (ESQ/ DRT).

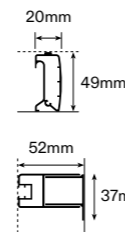
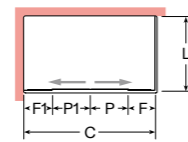
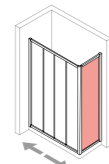
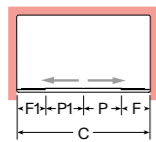
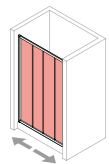
Inox ball-bearings rollers.
Magnetic closure.
6mm tempered glass.
Aluminium profiles.
Glass standard height: 2000mm.
Non standard dimensions: on request.
Specify exactly dimensions on the order.
Height limited to 2100mm.
Measurement of 121-150 useful entry less than 430mm.
Maximum door dimension 900mm (P1+P).
Typology required (LEFT / RIGHT).

Roulements à billes en acier inoxydable.
Fermeture magnétique.
Verre trempé de 6mm.
Hauteur standard: 2000mm.
Profils en aluminium.
Dimension non standard: sur demande / devis.
Spécifier les mesures exactes lors de la commande.
Hauteur limitée à 2100mm.
Mesure de 121-150 entrée utile inférieure à 430 mm.
Dimensions maximales de la porte 900mm (P1+P).
Typologie requis (GAUCHE / DROITE).

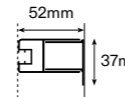
Elisabete Base Frontal . Front . Devant

Elisabete Base c/ Lateral . Side . Lateral

Perfil . Profile . Profil



Perfil de chão
Floor profile
Profil de sol



Perfil de parede
Wall profile
Profil mural



Vidro 6mm
Glass 6mm
Verre 6mm

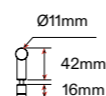
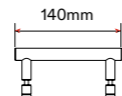


Com. With . Avec
Anti-calcário
Easy clean
Anti-calcaire



Nível de estanqueidade
Tightness Level
Niveau d'étanchéité

Puxador
Handle
Poignée



Elisabete Base
Em branco com vidro transparente
In white with clear glass
En blanc avec verre transparent



Informar se a colocação é em base normal, cota 0 ou rebaixada . Inform whether the placement is at normal level, quota 0, or recess . Indiquer si le placement est au niveau ordinaire, quota zéro ou récréation.

Carolina

Perfis . Profile . Profil
Acabamentos . Finishings . Finitions



Branco
White
Blanc



Prata
Silver
Argent

Vidro . Glass . Verre

Transparente
Transparent
Transparent

Fosc. Jato areia
Sandblasting
Sablage
Novaglass Opaque

Transparente
Transparent
Transparent

Fosc. Jato areia
Sandblasting
Sablage
Novaglass Opaque

Dimensões . Dimensions . Dimensions standard (C)

120-140

141-160

161-180

Lateral . Side . Lateral (L)

70-80

81-91

Opção película de segurança . Security film option . Option film de sécurité



Transparente . Transparent
Transparent

Decorativo (outros) . Decorative (others)
Décoratif (autres)

Notas . Notes . Notes

Rolamentos esferas inox.
Perfis em alumínio.
Altura standard: 2000mm
Dimensões não standard sob consulta.
Definir medidas exatas na encomenda.
Altura limitada a 2100mm.
Dimensão máxima da porta 900mm (P).
Obrigatório indicar tipologia (ESQ/ DRT).

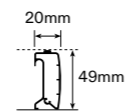
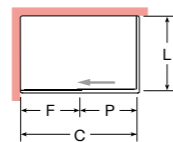
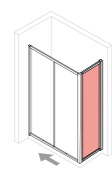
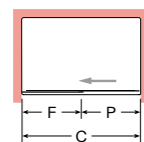
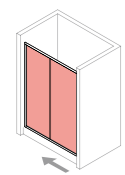
Inox ball-bearings rollers.
Aluminium profiles.
Standard height: 2000mm
Non standard dimensions: on request.
Specify exactly dimensions on the order.
Height limited to 2100mm.
Maximum door dimension 900mm (P).
Typology required (LEFT / RIGHT).

Roulements à billes en acier inoxydable.
Profilés en aluminium.
Hauteur standard: 2000mm.
Dimension non standard: sur demande / devis.
Spécifier les mesures exactes lors de la comande.
Hauteur limitée à 2100mm.
Dimensions maximales de la porte 900mm (P).
Typologie requis (GAUCHE / DROITE).

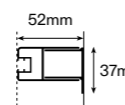
Carolina Frontal . Front . Devant

Carolina c/ Lateral . Side . Lateral

Perfil . Profile . Profil



Perfil de chão
Floor profile
Profil de sol



Perfil de parede
Wall profile
Profil mural



Vidro 6mm
Glass 6mm
Verre 6mm

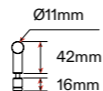
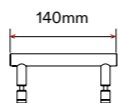


Com. With . Avec
Anti-calcário
Easy clean
Anti-calcaire



Nível de estanqueidade
Tightness Level
Niveau d'étanchéité

Puxador
Handle
Poignée



Carolina



Carolina
Em prata com vidro transparente
In silver with clear glass
En argent avec verre transparent

Informar se a colocação é em base normal, cota 0 ou rebaixada . Inform whether the placement is at normal level, quota 0, or recess . Indiquer si le placement est au niveau ordinaire, quota zéro ou récréation.

Milénio Base

Perfis . Profile . Profil
Acabamentos . Finishings . Finitions



Branco
White
Blanc



Preto
Black
Noir



Prata
Silver
Argent

Vidro . Glass . Verre

Transparente
Transparent
Transparent

Fosc. Jato areia
Sandblasting
Sablage
Novaglass Opaque

Transparente
Transparent
Transparent

Fosc. Jato areia
Sandblasting
Sablage
Novaglass Opaque

Transparente
Transparent
Transparent

Fosc. Jato areia
Sandblasting
Sablage
Novaglass Opaque

Dimensões . Dimensions Dimensions Standard (C)

140-160

161-180

181-200

Lateral . Side . Lateral

70-80

81-91

Notas . Notes . Notes

Rolamentos esferas inox.
Perfis em alumínio.
Altura standard e máxima: 2000mm.
Dimensões não standard sob consulta.
Definir medidas exatas na encomenda.
Dimensão máxima da porta 900mm (P).
Obrigatório indicar tipologia (ESQ/ DRT).
Larguras acima dos 1800mm obrigatório fixadores.

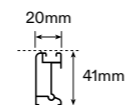
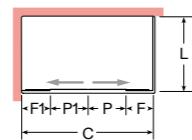
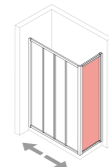
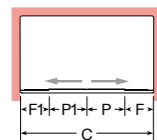
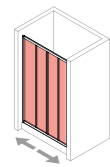
Inox ball-bearings rollers.
Aluminium profiles.
Standard and maximum height: 2000mm.
Non standard dimensions: on request.
Specify exactly dimensions on the order.
Maximum door dimension 900mm (P).
Typology required (LEFT / RIGHT).
Widths above 1800mm require fasteners.

Roulements à billes en acier inoxydable.
Hauteur standard et maximale: 2000mm.
Profilés en aluminium.
Dimension non standard: sur demande / devis.
Spécifier les mesures exactes lors de la commande.
Dimensions maximales de la porte 900mm (P).
Typologie requis (GAUCHE / DROITE).
Les largeurs supérieures à 1800 mm nécessitent des fixateurs.

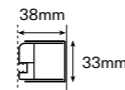
Milénio Base Frontal . Front . Devant

Milénio Base c/ Lateral . Side . Lateral

Perfil . Profile . Profil



Perfil de chão
Floor profile
Profil de sol



Perfil de parede
Wall profile
Profil mural



Vidro 4mm
Glass 4mm
Verre 4mm



Nível de estanqueidade
Tightness Level
Niveau d'étanchéité



Milénio Base

Milénio Base
Em prata com vidro transparente
In silver with clear glass
En argent avec verre transparent



Informar se a colocação é em base normal, cota 0 ou rebaixada . Inform whether the placement is at normal level, quota 0, or recess . Indiquer si le placement est au niveau ordinaire, quota zéro ou récréation.



Opening doors

Resguardos de ducha portas de abrir
Opening doors shower enclosures . Parois de douche portes battentes

Frame Duplo PV90

Perfis . Profile . Profil
Acabamentos . Finishings . Finitions



Vidro . Glass . Verre

Transparente Transparent Transparent	Fosc. Jato areia Sandblasting Sablage	Transparente Transparent Transparent	Fosc. Jato areia Sandblasting Sablage	Transparente Transparent Transparent	Fosc. Jato areia Sandblasting Sablage	Transparente Transparent Transparent	Fosc. Jato areia Sandblasting Sablage
Novaglass Opaque		Novaglass Opaque		Novaglass Opaque		Novaglass Opaque	

Dimensões . Dimensions . Dimensions standard (C)

120-140

141-160

161-180

181-200

Lateral . Side . Lateral (L)

70-80

80-100

Opção película de segurança . Security film option . Option film de sécurité



Notas . Notes . Notes

Acessórios em latão.
Perfis em alumínio.
Altura standard: 2000mm.
Porta com dimensões standard de 700mm.
Dimensão máxima da porta 900mm (P).
Largura mínima para fixo: 250mm.
Obrigatório indicar tipologia (ESQ/ DRT).
Outros acabamentos sob consulta.
Dimensões não standard sob consulta.
Definir medidas exatas na encomenda.

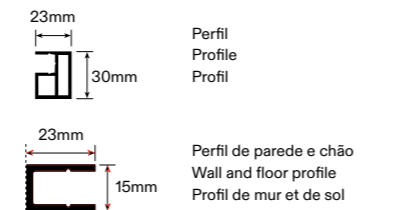
Accessories in brass.
Aluminium profile.
Standard height: 2000mm.
Door with standard dimensions: 700mm.
Maximum door dimension 900mm (P).
Minimum size for fixed panel: 250mm.
Non standard dimensions: on request.
Typology required (LEFT / RIGHT).
Other finishes on request.
Specify dimensions on the order.

Acessoires en laiton.
Profilés en aluminium.
Hauteur standard: 2000mm.
Dimension standard de la porte 700mm.
Dimensions maximales de la porte 900mm (P).
Largeur minimale pour panneau fixe: 250mm.
Typologie requis (GAUCHE / DROITE).
Autres finitions sur demande.
Dimension non standard: sur demande / devis.
Spécifier les mesures exactes lors de la comande.

Frame Duplo PV90 Frontal . Front . Devant

Frame Duplo PV90 c/ Lateral . Side . Lateral

Perfil . Profile . Profil



Frame Duplo PV 90

Frame duplo PV90
Em escovado, vidro não standard, preço sob consulta
In brushed, non-standard glass, price on request
En Brossé, verre non standard, prix sur demande



Informar se a colocação é em base normal, cota 0 ou rebaixada . Inform whether the placement is at normal level, quota 0, or recess . Indiquer si le placement est au niveau ordinaire, quota zéro ou récréation.

Frame 90

Perfis . Profile . Profil
Acabamentos . Finishings . Finitions



Vidro . Glass . Verre

Transparente Transparent Transparent	Fosc. Jato areia Sandblasting Sablage	Transparente Transparent Transparent	Fosc. Jato areia Sandblasting Sablage	Transparente Transparent Transparent	Fosc. Jato areia Sandblasting Sablage	Transparente Transparent Transparent	Fosc. Jato areia Sandblasting Sablage
Novaglass Opaque		Novaglass Opaque		Novaglass Opaque		Novaglass Opaque	

Dimensões . Dimensions . Dimensions standard (C)

120-140

141-160

161-180

181-200

Lateral . Side . Lateral (L)

70-80

80-100

Opção película de segurança . Security film option . Option film de sécurité



Notas . Notes . Notes

Acessórios em latão.
Perfis em alumínio.
Altura standard do vidro: 2000mm.
Porta com dimensões standard de 700mm.
Dimensão máxima da porta 900mm (P).
Largura mínima para fixo: 250mm.
Obrigatório indicar tipologia (ESQ/ DRT).
Outros acabamentos sob consulta.
Dimensões não standard sob consulta.
Definir medidas exatas na encomenda.

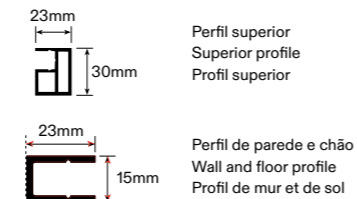
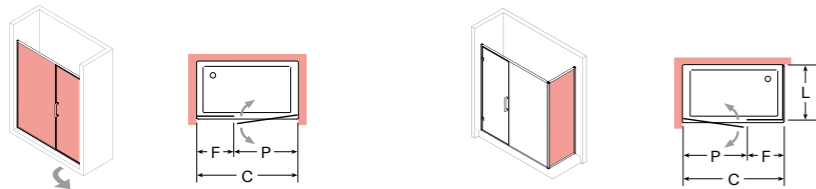
Accessories in brass.
Aluminium profile.
Glass standard height: 2000mm.
Door with standard dimensions: 700mm.
Maximum door dimension 900mm (P).
Minimum size for fixed panel: 250mm.
Non standard dimensions: on request.
Typology required (LEFT / RIGHT).
Other finishes on request.
Specify dimensions on the order.

Accessoires en laiton.
Profilés en aluminium.
Hauteur standard: 2000mm.
Dimension standard de la porte 700mm.
Dimensions maximales de la porte 900mm (P).
Largeur minimale pour panneau fixe: 250mm.
Typologie requis (GAUCHE / DROITE).
Autres finitions sur demande.
Dimension non standard: sur demande / devis.
Spécifier les mesures exactes lors de la comande.

Frame 90 Frontal . Front . Devant

Frame 90 c/ Lateral . Side . Lateral

Perfil . Profile . Profil



Vidro 8mm
Glass 8mm
Verre 8mm

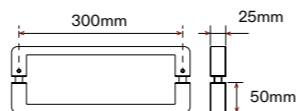


Com . With . Avec
Anti-calcário
Easy clean
Anti-calcaire



Nível de estanqueidade
Tightness Level
Niveau d'étanchéité

Puxador
Handle
Poignée



Frame 90
Em preto com vidro transparente
In black with clear glass
En noir avec verre transparent

Frame 950

Perfis . Profile . Profil
Acabamentos . Finishings . Finitions



Vidro . Glass . Verre

Transparente Transparent	Fosc. Jato areia Sandblasting Sablage	Transparente Transparent	Fosc. Jato areia Sandblasting Sablage	Transparente Transparent	Fosc. Jato areia Sandblasting Sablage	Transparente Transparent	Fosc. Jato areia Sandblasting Sablage
Novaglass Opaque		Novaglass Opaque		Novaglass Opaque		Novaglass Opaque	

Dimensões . Dimensions . Dimensions standard (F+P)

≤140-160

161-180

181-200

Opção película de segurança . Security film option . Option film de sécurité



Notas . Notes . Notes

Acessórios em latão.
Perfis em alumínio.
Altura standard do vidro: 2000mm.
Porta com dimensões standard de 700mm.
Dimensão máxima da porta 900mm (P).
Lateral com dimensão máxima de 1000mm.
Largura mínima para fixo: 250mm.
Obrigatório indicar tipologia (ESQ/ DRT).
Outros acabamentos sob consulta.
Dimensões não standard sob consulta.
Definir medidas exatas na encomenda.

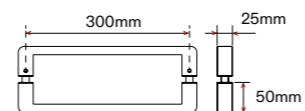
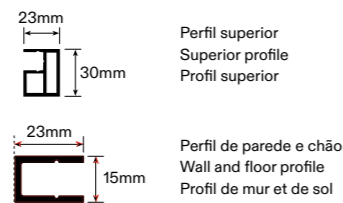
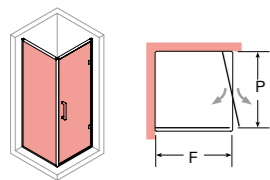
Accessories in brass.
Aluminium profile.
Glass standard height: 2000mm.
Door with standard dimensions: 700mm.
Maximum door dimension 900mm (P).
Side Panel with a maximum dimension of 1000mm.
Minimum size for fixed panel: 250mm.
Non standard dimensions: on request.
Typology required (LEFT / RIGHT).
Other finishes on request.
Specify dimensions on the order.

Accessoires en laiton.
Profilés en aluminium.
Hauteur standard: 2000mm.
Dimension standard de la porte 700mm.
Dimensions maximales de la porte 900mm (P).
Latéral avec une dimension maximale de 1000mm.
Largeur minimale pour panneau fixe: 250mm.
Typologie requis (GAUCHE / DROITE).
Autres finitions sur demande.
Dimension non standard: sur demande / devis.
Spécifier les mesures exactes lors de la comande.

Frame 950

Perfil . Profile . Profil

Puxador . Handle . Poignée



Vidro 8mm
Glass 8mm
Verre 8mm



Com . With . Avec
Anti-calcário
Easy clean
Anti-calcaire



Nível de estanqueidade
Tightness Level
Niveau d'étanchéité

Informar se a colocação é em base normal, cota 0 ou rebaixada . Inform whether the placement is at normal level, quota 0, or recess . Indiquer si le placement est au niveau ordinaire, quota zéro ou récréation.



Frame 950

Frame 950
Em escovado com vidro transparente
In brushed with clear glass
En brossé avec verre transparent



Frame 100

Perfis . Profile . Profil Acabamentos . Finishings . Finitions



Vidro . Glass . Verre

Transparente Transparent Transparent	Fosc. Jato areia Sandblasting Sablage	Transparente Transparent Transparent	Fosc. Jato areia Sandblasting Sablage	Transparente Transparent Transparent	Fosc. Jato areia Sandblasting Sablage	Transparente Transparent Transparent	Fosc. Jato areia Sandblasting Sablage
Novaglass Opaque		Novaglass Opaque		Novaglass Opaque		Novaglass Opaque	

Dimensões . Dimensions . Dimensions standard (C)

120-140

141-160

161-180

181-200

Lateral . Side . Lateral (L)

70-80

80-100

Opção película de segurança . Security film option . Option film de sécurité



Notas . Notes . Notes

Acessórios em latão.
Vidro temperado de 8mm.
Perfis em alumínio prata, branco, preto ou escovado.
Altura standard do vidro: 2000mm.
Porta com dimensões standard de 700mm.
Largura mínima para fixo: 250mm.
Dimensões não standard sob consulta.
Definir medidas exatas na encomenda.
Dimensão máxima da porta 900mm (P).
Obrigatório indicar tipologia (ESQ/ DRT).
Outros acabamentos sob consulta.

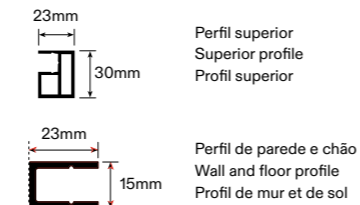
Acessories in brass.
8mm tempered glass.
Aluminium profile silver, white, black or brushed.
Glass standard height: 2000mm.
Door with standard dimensions: 700mm.
Minimum size for fixed panel: 250mm.
Non standard dimensions: on request.
Specify dimensions on the order.
Maximum door dimension 900mm (P).
Typology required (LEFT / RIGHT).
Other finishes on request.

Acessoires en laiton.
Verre trempé de 8mm.
Profilés en aluminium argent, blanc noir au brossé.
Hauteur standard: 2000mm.
Dimension standard de la porte 700mm.
Largeur minimale pour panneau fixe: 250mm.
Dimension non standard: sur demande / devis.
Spécifier les mesures exactes lors de la comande.
Dimensions maximales de la porte 900mm (P).
Typologie requis (GAUCHE / DROITE).
Autres finitions sur demande.

Frame 100 Frontal . Front . Devant

Frame 100 c/ Lateral . Side . Lateral

Perfil . Profile . Profil



Frame 100

Frame 100
Em preto com vidro transparente
In black with clear glass
En noir avec verre transparent



Informar se a colocação é em base normal, cota 0 ou rebaixada . Inform whether the placement is at normal level, quota 0, or recess . Indiquer si le placement est au niveau ordinaire, quota zéro ou récréation.

Frame PV90

Perfis . Profile . Profil
Acabamentos . Finishings . Finitions



Vidro . Glass . Verre

Transparente Transparent Transparent	Fosc. Jato areia Sandblasting Sablage	Transparente Transparent Transparent	Fosc. Jato areia Sandblasting Sablage	Transparente Transparent Transparent	Fosc. Jato areia Sandblasting Sablage	Transparente Transparent Transparent	Fosc. Jato areia Sandblasting Sablage
Novaglass Opaque		Novaglass Opaque		Novaglass Opaque		Novaglass Opaque	

Dimensões . Dimensions . Dimensions standard (C)

120-140

141-160

161-180

181-200

Lateral . Side . Lateral (L)

70-80

80-100

Opção película de segurança . Security film option . Option film de sécurité



Notas . Notes . Notes

Acessórios em latão.
Perfis em alumínio
Altura standard do vidro: 2000mm.
Porta com dimensões standard de 800mm.
Dimensão máxima da porta 900mm (P).
Largura mínima para fixo: 250mm.
Obrigatório indicar tipologia (ESQ/ DRT).
Outros acabamentos sob consulta.
Dimensões não standard sob consulta.
Definir medidas exatas na encomenda.

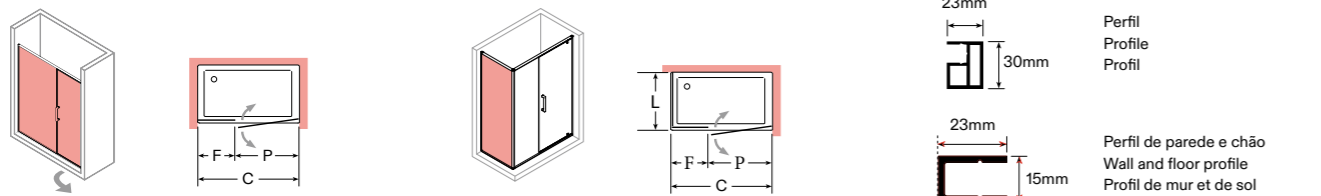
Accessories in brass.
Aluminium profile
Glass standard height: 2000mm.
Door with standard dimensions: 800mm.
Maximum door dimension 900mm (P).
Minimum size for fixed panel: 250mm.
Non standard dimensions: on request.
Typology required (LEFT / RIGHT).
Other finishes on request.
Specify dimensions on the order.

Acessoires en laiton.
Profilés en aluminium
Hauteur standard: 2000mm.
Dimension standard de la porte 800mm.
Dimensions maximales de la porte 900mm (P).
Largeur minimale pour panneau fixe: 250mm.
Typologie requis (GAUCHE / DROITE).
Autres finitions sur demande.
Dimension non standard: sur demande / devis.
Spécifier les mesures exactes lors de la commande.

Frame PV90 Frontal . Front . Devant

Frame PV90 c/ Lateral . Side . Lateral

Perfil . Profile . Profil



Frame PV90

Frame PV90
Em preto com vidro transparente
In black with clear glass
En noir avec verre transparent



Informar se a colocação é em base normal, cota 0 ou rebaixada . Inform whether the placement is at normal level, quota 0, or recess . Indiquer si le placement est au niveau ordinaire, quota zéro ou récréation.

Frame PV150

Perfis . Profile . Profil
Acabamentos . Finishings . Finitions



Vidro . Glass . Verre

Transparente Transparent	Fosc. Jato areia Sandblasting Sablage	Transparente Transparent	Fosc. Jato areia Sandblasting Sablage	Transparente Transparent	Fosc. Jato areia Sandblasting Sablage	Transparente Transparent	Fosc. Jato areia Sandblasting Sablage
Novaglass Opaque		Novaglass Opaque		Novaglass Opaque		Novaglass Opaque	

Dimensões . Dimensions . Dimensions standard (C)

≤140-160

161-180

181-200

Lateral . Side . Lateral (L)

70-80

80-100

Opção película de segurança . Security film option . Option film de sécurité



Notas . Notes . Notes

Acessórios em latão.
Perfis em alumínio.
Altura standard do vidro: 2000mm.
Porta com dimensões standard de 800mm.
Largura mínima para fixo: 250mm.
Dimensões não standard sob consulta.
Definir medidas exatas na encomenda.
Dimensão máxima da porta 900mm (P).
Obrigatório indicar tipologia (ESQ/ DRT).
Outros acabamentos sob consulta.

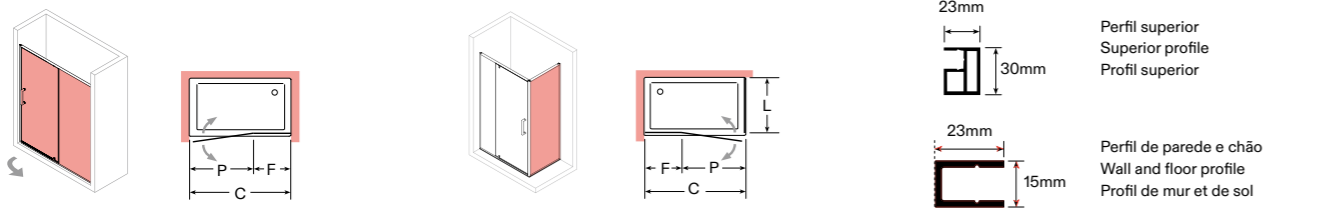
Acessories in brass.
Aluminium profile.
Glass standard height: 2000mm.
Door with standard dimensions: 800mm.
Minimum size for fixed panel: 250mm.
Non standard dimensions: on request.
Specify dimensions on the order.
Maximum door dimension 900mm (P).
Typology required (LEFT / RIGHT).
Other finishes on request.

Acessoires en laiton.
Profilés en aluminium.
Hauteur standard: 2000mm.
Dimension standard de la porte 800 mm.
Largeur minimale pour panneau fixe: 250mm.
Dimension non standard: sur demande / devis.
Spécifier les mesures exactes lors de la comande.
Dimensions maximales de la porte 900mm (P).
Typologie requis (GAUCHE / DROITE).
Autres finitions sur demande.

Frame PV150 Frontal . Front . Devant

Frame PV150 c/ Lateral . Side . Lateral

Perfil . Profile . Profil



Frame PV150



Frame PV150
Em branco com vidro transparente
In white with clear glass
En blanc avec verre transparent

Informar se a colocação é em base normal, cota 0 ou rebaixada . Inform whether the placement is at normal level, quota 0, or recess . Indiquer si le placement est au niveau ordinaire, quota zéro ou récréation.

Frame PV100 Plus

Perfis . Profile . Profil
Acabamentos . Finishings . Finitions



Vidro . Glass . Verre

Transparente Transparent	Fosc. Jato areia Sandblasting Sablage	Transparente Transparent	Fosc. Jato areia Sandblasting Sablage	Transparente Transparent	Fosc. Jato areia Sandblasting Sablage	Transparente Transparent	Fosc. Jato areia Sandblasting Sablage
Novaglass Opaque		Novaglass Opaque		Novaglass Opaque		Novaglass Opaque	

Dimensões . Dimensions . Dimensions standard (C)

- ≤140
- 141-160
- 161-180

Lateral . Side . Lateral (L)

- 70-80
- 80-100

Opção película de segurança . Security film option . Option film de sécurité



Notas . Notes . Notes

Acessórios em latão.
Perfis em alumínio.
Altura standard do vidro: 2400mm.
Porta com dimensões standard de 800mm.
Dimensão máxima da porta 900mm (P).
Largura mínima para fixo: 250mm.
Obrigatório indicar posição da porta.
Obrigatório indicar tipologia (ESQ/ DRT).
Outras cores ral sob consulta.
Dimensões não standard sob consulta.
Definir medidas exatas na encomenda.

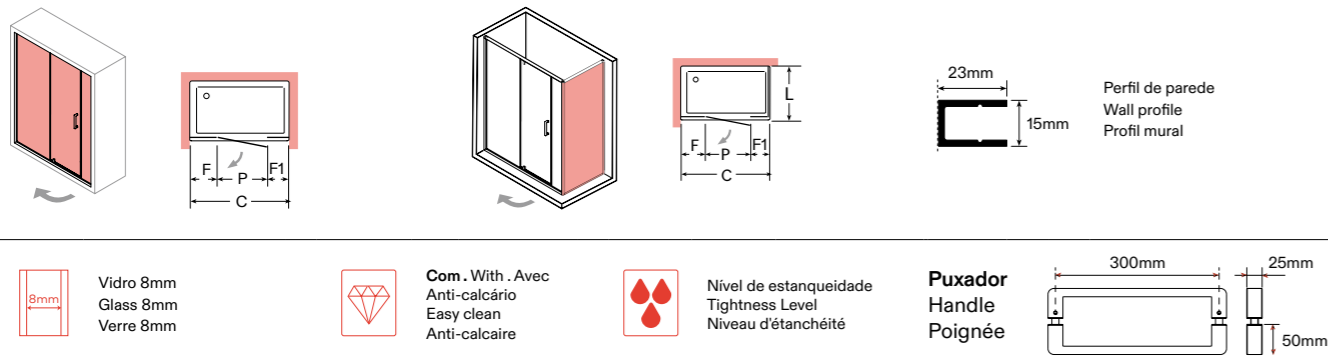
Accessories in brass.
Aluminium profile.
Glass standard height: 2400mm.
Door with standard dimensions: 800mm.
Maximum door dimension 900mm (P).
Minimum size for fixed panel: 250mm.
The position of the door must be indicated.
Typology required (LEFT / RIGHT).
Other colours on request.
Non standard dimensions: on request.
Specify dimensions on the order.

Accessoires en laiton.
Profilés en aluminium.
Hauteur standard: 2400mm.
Dimension standard de la porte 800mm.
Dimensions maximales de la porte 900mm (P).
Largeur minimale pour panneau fixe: 250mm.
Typologie requis (GAUCHE / DROITE).
La position de la porte doit être indiquée.
Autres couleurs sur demande.
Dimension non standard: sur demande / devis.
Spécifier les mesures exactes lors de la comande.

Frame PV100 Plus Frontal . Front . Devant

Frame PV100 Plus Lateral . Side . Lateral

Perfil . Profile . Profil



Frame PV100 Plus

Frame PV100 Plus
Acabamento apresentado não standard, preço sob consulta
Non-standard finish, price on request
Finition non standard, prix sur demande



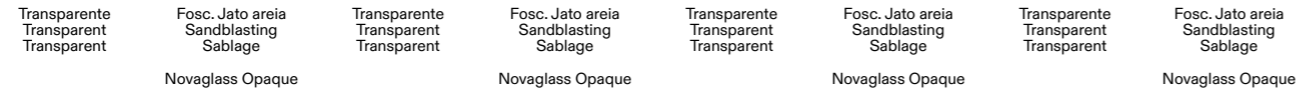
Informar se a colocação é em base normal, cota 0 ou rebaixada . Inform whether the placement is at normal level, quota 0, or recess . Indiquer si le placement est au niveau ordinaire, quota zéro ou récréation.

Frame 150

Perfis . Profile . Profil
Acabamentos . Finishings . Finitions



Vidro . Glass . Verre



Dimensões . Dimensions . Dimensions standard (C)

≤140-160

161-180

181-200

Lateral . Side . Lateral (L)

70-80

80-100

Opção película de segurança . Security film option . Option film de sécurité



Notas . Notes . Notes

Acessórios em latão.
Perfis em alumínio.
Altura standard do vidro: 2000mm.
Porta com dimensões standard de 700mm.
Largura mínima para fixo: 250mm.
Dimensões não standard sob consulta.
Definir medidas exatas na encomenda.
Dimensão máxima da porta 900mm (P).
Obrigatório indicar tipologia (ESQ/ DRT).
Outros acabamentos sob consulta.

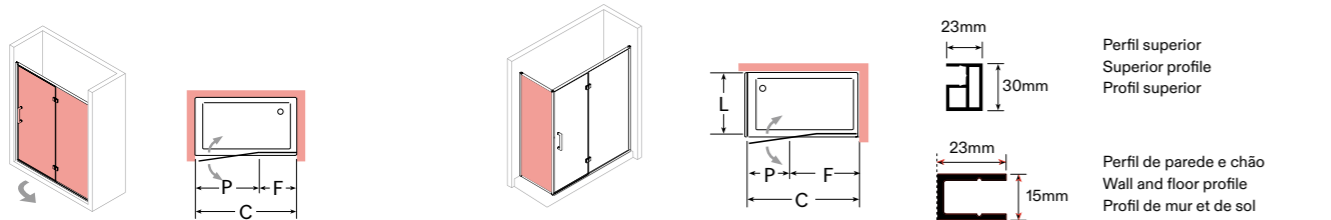
Acessories in brass.
Aluminium profile.
Glass standard height: 2000mm.
Door with standard dimensions: 700mm.
Minimum size for fixed panel: 250mm.
Non standard dimensions: on request.
Specify dimensions on the order.
Maximum door dimension 900mm (P).
Typology required (LEFT / RIGHT).
Other finishes on request.

Acessoires en laiton.
Profilés en aluminium.
Hauteur standard: 2000mm.
Dimension standard de la porte 700mm.
Largeur minimale pour panneau fixe: 250mm.
Dimension non standard: sur demande / devis.
Spécifier les mesures exactes lors de la commande.
Dimensions maximales de la porte 900mm (P).
Typologie requis (GAUCHE / DROITE).
Autres finitions sur demande.

Frame 150 Frontal . Front . Devant

Frame 150 c/ Lateral . Side . Lateral

Perfil . Profile . Profil



Frame 150

Frame 150
Em prata com vidro transparente
In silver with clear glass
En argent avec verre transparent



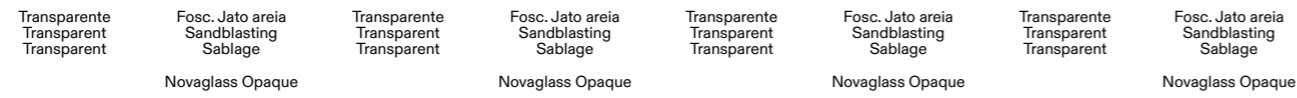
Informar se a colocação é em base normal, cota 0 ou rebaixada . Inform whether the placement is at normal level, quota 0, or recess . Indiquer si le placement est au niveau ordinaire, quota zéro ou récréation.

Frame 90 Plus

Perfis . Profile . Profil
Acabamentos . Finishings . Finitions



Vidro . Glass . Verre



Dimensões . Dimensions . Dimensions standard (C)

- ≤140
- 141-160
- 161-180

Lateral . Side . Lateral (L)

- 70-80
- 80-100

Opção película de segurança . Security film option . Option film de sécurité




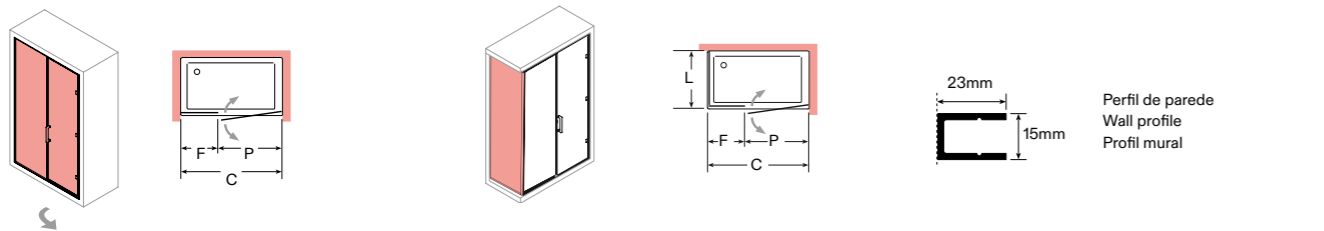
Notas . Notes . Notes

<p>Acessórios em latão. Perfis em alumínio. Altura standard do vidro: 2000mm. Porta com dimensões standard de 700mm. Dimensão máxima da porta 900mm (P). Largura mínima para fixo: 250mm. Obrigatório indicar tipologia (ESQ/ DRT). Outros acabamentos sob consulta. Dimensões não standard sob consulta. Definir medidas exatas na encomenda.</p>	<p>Accessories in brass. Aluminium profile. Glass standard height: 2400mm. Door with standard dimensions: 700mm. Maximum door dimension 900mm (P). Minimum size for fixed panel: 250mm. Non standard dimensions: on request. Typology required (LEFT / RIGHT). Other finishes on request. Specify dimensions on the order</p>	<p>Acessoires en laiton. Profilés en aluminium. Hauteur standard: 2400mm. Dimension standard de la porte 700mm. Dimensions maximales de la porte 900mm (P). Largeur minimale pour panneau fixe: 250mm. Typologie requis (GAUCHE / DROITE). Autres finitions sur demande. Dimension non standard: sur demande / devis. Spécifier les mesures exactes lors de la comande.</p>
--	---	---

Frame 90 Plus Frontal . Front . Devant

Frame 90 Plus c/ Lateral . Side . Lateral

Perfil . Profile . Profil



Informar se a colocação é em base normal, cota 0 ou rebaixada . Inform whether the placement is at normal level, quota 0, or recess . Indiquer si le placement est au niveau ordinaire, quota zéro ou récréation.



Frame 90 Plus

Frame 90 Plus
Em preto com vidro transparente
In black with clear glass
En noir avec verre transparent



Frame 100 Plus

Perfis . Profile . Profil
Acabamentos . Finishings . Finitions



Vidro . Glass . Verre

Transparente Transparent	Fosc. Jato areia Sandblasting Sablage	Transparente Transparent	Fosc. Jato areia Sandblasting Sablage	Transparente Transparent	Fosc. Jato areia Sandblasting Sablage	Transparente Transparent	Fosc. Jato areia Sandblasting Sablage
Novaglass Opaque		Novaglass Opaque		Novaglass Opaque		Novaglass Opaque	

Dimensões . Dimensions . Dimensions standard (C)

- ≤140
- 141-160
- 161-180

Lateral . Side . Lateral (L)

- 70-80
- 80-100

Opção película de segurança . Security film option . Option film de sécurité



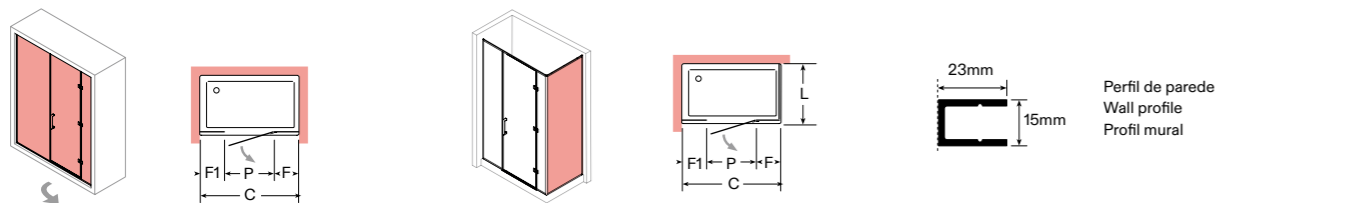
Notas . Notes . Notes

<p>Acessórios em latão. Perfis em alumínio. Altura standard do vidro: 2400mm Porta com dimensões standard de 700mm. Dimensão máxima da porta 900mm (P). Largura mínima para fixo: 250mm. Obrigatório indicar posição da porta. Obrigatório indicar tipologia (ESQ/ DRT). Outros acabamentos sob consulta. Dimensões não standard sob consulta. Definir medidas exatas na encomenda.</p>	<p>Accessories in brass. Aluminium profile. Glass standard height: 2400mm. Door with standard dimensions: 700mm. Maximum door dimension 900mm (P). Minimum size for fixed panel: 250mm. Non standard dimensions: on request. The position of the door must be indicated. Typology required (LEFT / RIGHT). Other finishes on request. Specify dimensions on the order.</p>	<p>Acessoires en laiton. Profilés en aluminium. Hauteur standard: 2400mm. Dimension standard de la porte 700mm. Dimensions maximales de la porte 900mm (P). Largeur minimale pour panneau fixe: 250mm. Typologie requis (GAUCHE / DROITE). La position de la porte doit être indiquée. Autres finitions sur demande. Dimension non standard: sur demande / devis. Spécifier les mesures exactes lors de la comande.</p>
---	--	---

Frame 100 Plus Frontal . Front . Devant

Frame 100 Plus c/ Lateral . Side . Lateral

Perfil . Profile . Profil



Frame 100 Plus

Frame 100 Plus
Em preto com vidro transparente
In black with clear glass
En noir avec verre transparent



Informar se a colocação é em base normal, cota 0 ou rebaixada . Inform whether the placement is at normal level, quota 0, or recess . Indiquer si le placement est au niveau ordinaire, quota zéro ou récréation.

E920

Perfis . Profile . Profil
Acabamentos . Finishings . Finitions



Prata
Silver
Argent

Vidro . Glass . Verre

Transparente
Transparent
Transparent

Fosc. Jato areia
Sandblasting
Sablage
Novaglass Opaque

Dimensões . Dimensions . Dimensions standard (P)

70

80

90

Opção película de segurança . Security film option . Option film de sécurité



Transparente . Transparent
Transparent

Decorativo (outros) . Decorative (others)
Décoratif (autres)

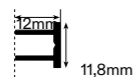
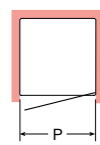
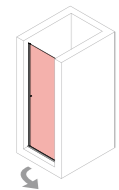
Notas . Notes . Notes

Acessórios em latão.
Perfis em alumínio.
Altura standard: 2000mm
Vidro transparente reversível.
Dimensões não standard sob consulta.
Definir medidas exatas na encomenda.
Altura limitada a 2100mm.
Modelo sem afinação.
Dimensão máxima da porta 900mm (P).
Obrigatório indicar tipologia (ESQ/ DRT).
Outros acabamentos sob consulta.

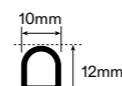
Accessories in brass.
Aluminium profile.
Glass standard height: 2000mm.
Clear glass reversible.
Non standard dimensions: on request.
Specify dimensions on the order.
Height limited to 2100mm.
Model without adjustment.
Maximum door dimension 900mm (P).
Typology required (LEFT / RIGHT).
Other finishes on request.

Accessoires en laiton.
Profilés en aluminium.
Hauteur standard: 2000mm.
Verre transparente réversible.
Dimension non standard: sur demande / devis.
Spécifier les mesures exactes lors de la commande.
Hauteur limitée à 2100mm.
Modèle sans réglage.
Dimensions maximales de la porte 900mm (P).
Typologie requis (GAUCHE / DROITE).
Autres finitions sur demande.

E920 Frontal . Front . Devant



Perfil de parede
Wall profile
Profil mural



Perfil de chão
Floor profile
Profil de sol



Vidro 6mm
Glass 6mm
Verre 6mm

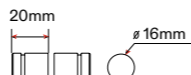


Com . With . Avec
Anti-calcário
Easy clean
Anti-calcaire



Nível de estanqueidade
Tightness Level
Niveau d'étanchéité

Puxador
Handle
Poignée



Perfil . Profile . Profil



E920
Em prata com vidro transparente
In silver with clear glass
En argent avec verre transparent



Informar se a colocação é em base normal, cota 0 ou rebaixada . Inform whether the placement is at normal level, quota 0, or recess . Indiquer si le placement est au niveau ordinaire, quota zéro ou récréation.

E300

Perfis . Profile . Profil
Acabamentos . Finishings . Finitions



Vidro . Glass . Verre

Transparente
Transparent
Transparent

Fosc. Jato areia
Sandblasting
Sablage
Novaglass Opaque

Dimensões . Dimensions . Dimensions standard (C)

≤ 100

101-120

121-140

141-160

Lateral . Side . Lateral (L)

70-80

81-91

Opção película de segurança . Security film option . Option film de sécurité



Transparente . Transparent
Transparent

Decorativo (outros) . Decorative (others)
Décoratif (autres)

Notas . Notes . Notes

Acessórios em latão.
Perfis em alumínio.
Altura standard do vidro: 2000mm.
Fecho com vedante balão.
Largura mínima do fixo: 250mm.
Dimensões não standard sob consulta.
Definir medidas exatas na encomenda.
Altura limitada a 2100mm.
Dimensão máxima da porta 900mm (P).
Obrigatório indicar tipologia (ESQ/ DRT).
Porta dimensão standard: 700mm.
Outros acabamentos sob consulta.

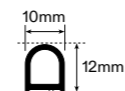
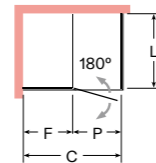
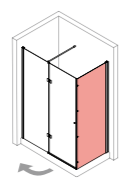
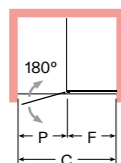
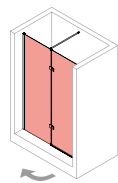
Accessories in brass.
Aluminium profile.
Glass standard height: 2000mm.
Closure with balloon seal.
Minimum fixed width: 250mm.
Non standard dimensions: on request.
Specify dimensions on the order.
Height limited to 2100mm.
Maximum door dimension 900mm (P).
Typology required (LEFT / RIGHT).
Standard door dimension: 700mm.
Other finishes on request.

Accessoires en laiton.
Profilés en aluminium.
Hauteur standard: 2000mm.
Fermeture avec Joint Levre Souple
Largeur minimum pour fixe : 250mm.
Dimension non standard: sur demande / devis.
Spécifier les mesures exactes lors de la commande.
Hauteur limitée à 2100mm.
Dimensions maximales de la porte 900mm (P).
Typologie requis (GAUCHE / DROITE).
Dimension standard de la porte : 700 mm.
Autres finitions sur demande.

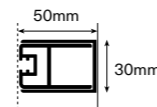
E300 Frontal . Front . Devant

E300 c/ Lateral . Side . Lateral

Perfil . Profile . Profil



Perfil de chão
Floor profile
Profil de sol



Perfil de parede
Wall profile
Profil mural



Vidro 6mm
Glass 6mm
Verre 6mm

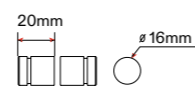


Com . With . Avec
Anti-calcário
Easy clean
Anti-calcaire



Nível de estanqueidade
Tightness Level
Niveau d'étanchéité

Puxador
Handle
Poignée



E300
Em prata com vidro transparente
In silver with clear glass
En argent avec verre transparent

ARQ90

Perfis . Profile . Profil
Acabamentos . Finishings . Finitions



Vidro . Glass . Verre

Transparente
Transparent
Transparent

Fosc. Jato areia
Sandblasting
Sablage
Novoglass Opaque

Dimensões . Dimensions . Dimensions standard (C)

100-120

121-140

141-160

161-180

Lateral . Side . Lateral (L)

70-80

81-91

Opção película de segurança . Security film option . Option film de sécurité



Transparente . Transparent
Transparent

Decorativo (outros) . Decorative (others)
Décoratif (autres)

Notas . Notes . Notes

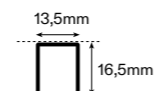
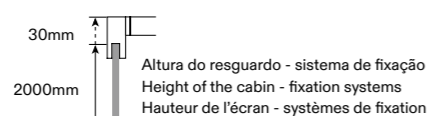
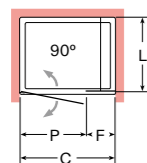
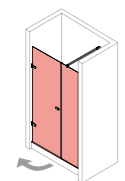
Acessórios em latão.
Perfis em alumínio.
Altura standard do vidro: 2000mm.
Porta com dimensões standard de 700mm.
Fecho com vedantes magnéticos.
Dimensões não standard sob consulta.
Definir medidas exatas na encomenda.
Largura mínima do fixo 250mm
Dimensão máxima da porta 900mm (P).
Obrigatório indicar tipologia (ESQ/ DRT).
Alturas superiores a 2100 obrigatório 3 dobradiças.
Outros acabamentos sob consulta.

Accessories in brass.
Aluminium profile.
Glass standard height: 2000mm.
Door with standard size: 700mm.
Closure with magnetic.
Non standard dimensions: on request.
Specify dimensions on the order.
Minimum size for fixed panel: 250mm.
Maximum door dimension 900mm (P).
Typology required (LEFT / RIGHT).
Heights above 2100 require 3 hinges
Other finishes on request.

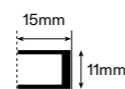
Accessoires en laiton.
Profilés en aluminium.
Hauteur standard: 2000mm.
Portes avec taille standard de 700mm.
Fermeture avec joint magnétiques.
Dimension non standard: sur demande / devis.
Spécifier les mesures exactes lors de la commande.
Largeur minimale pour panneau fixe: 250mm.
Dimensions maximales de la porte 900mm (P).
Typologie requis (GAUCHE / DROITE).
Les hauteurs supérieures à 2100 nécessitent 3 charnières.
Autres finitions sur demande.

ARQ90 Frontal . Front . Devant

Perfil . Profile . Profil



Perfil de chão
Floor profile
Profil de sol



Perfil de parede
Wall profile
Profil mural



Vidro 8mm
Glass 8mm
Verre 8mm

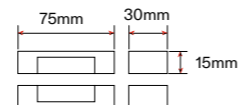


Com . With . Avec
Anti-calcário
Easy clean
Anti-calcaire



Nível de estanqueidade
Tightness Level
Niveau d'étanchéité

Puxador
Handle
Poignée



ARQ90
Em prata com vidro transparente
In silver with clear glass
En argent avec verre transparent

ARQ90

ARQ100

Perfis . Profile . Profil
Acabamentos . Finishings . Finitions



Prata
Silver
Argent

Vidro . Glass . Verre

Transparente
Transparent
Transparent

Fosc. Jato areia
Sandblasting
Sablage
Novaglass Opaque

Dimensões . Dimensions . Dimensions standard (C)

141-160

161-180

Lateral . Side . Lateral (L)

70-80

81-91

Opção película de segurança . Security film option . Option film de sécurité



Transparente . Transparent
Transparent

Decorativo (outros) . Decorative (others)
Décoratif (autres)

Notas . Notes . Notes

Acessórios em latão.
Perfis em alumínio.
Altura standard do vidro: 2000mm.
Fecho com vedantes magnéticos.
Porta com dimensão standard de 700mm.
Acresce altura do sistema de fixação (+30mm).
Vidro transparente reversível.
Dimensões não standard sob consulta.
Definir medidas exatas na encomenda.
Largura mínima do fixo 200mm
Dimensão máxima da porta 900mm (P).
Obrigatório indicar tipologia (ESQ/ DRT).
Alturas superiores a 2100 obrigatório 3 dobradiças.
Outros acabamentos sob consulta.

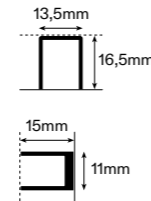
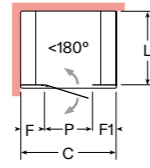
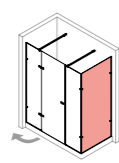
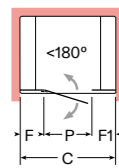
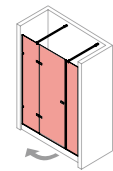
Accessories in brass.
Aluminium profile.
Glass standard height: 2000mm.
Closure with magnetic.
Door with standard size: 700mm.
Height addition of fixation system (+30mm).
Clear glass reversible.
Non standard dimensions: on request.
Specify exactly dimensions on the order.
Minimum size for fixed panel: 200mm.
Maximum door dimension 900mm (P).
Typology required (LEFT / RIGHT).
Heights above 2100 require 3 hinges
Other finishes on request.

Accessoires en laiton.
Profilés en aluminium.
Hauteur standard: 2000mm.
Fermeture avec joint magnétiques.
Portes avec taille standard de 700mm.
30 mm de plus avec le système de fixation.
Verre transparente réversible.
Dimension non standard: sur demande / devis.
Spécifier les mesures exactes lors de la commande.
Largeur minimale pour panneau fixe: 200mm.
Dimensions maximales de la porte 900mm (P).
Typologie requis (GAUCHE / DROITE).
Les hauteurs supérieures à 2100 nécessitent 3 charnières.
Autres finitions sur demande.

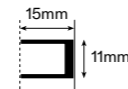
ARQ100 Frontal . Front . Devant

ARQ100 c/ Lateral . Side . Lateral

Perfil . Profile . Profil



13,5mm
16,5mm
Perfil de chão
Floor profile
Profil de sol



15mm
11mm
Perfil de parede
Wall profile
Profil mural



Vidro 8mm
Glass 8mm
Verre 8mm

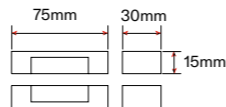


Com . With . Avec
Anti-calcário
Easy clean
Anti-calcaire



Nível de estanqueidade
Tightness Level
Niveau d'étanchéité

Puxador
Handle
Poignée



Informar se a colocação é em base normal, cota 0 ou rebaixada . Inform whether the placement is at normal level, quota 0, or recess . Indiquer si le placement est au niveau ordinaire, quota zéro ou récréation.



ARQ100
Em prata com vidro transparente
In silver with clear glass
En argent avec verre transparent



ARQ150

Perfis . Profile . Profil
Acabamentos . Finishings . Finitions



Prata
Silver
Argent

Vidro . Glass . Verre

Transparente
Transparent
Transparent

Fosc. Jato areia
Sandblasting
Sablage
Novaglass Opaque

Dimensões . Dimensions . Dimensions standard (C)

100-120

121-140

141-160

161-180

Lateral . Side . Lateral (L)

70-80

81-91

Opção película de segurança . Security film option . Option film de sécurité



Transparente . Transparent
Transparent

Decorativo (outros) . Decorative (others)
Décoratif (autres)

Notas . Notes . Notes

Acessórios em latão.
Perfis em alumínio.
Altura standard do vidro: 2000mm.
Fecho com vedantes magnéticos.
Porta com dimensão standard de 700mm.
Acresce altura do sistema de fixação (+30mm).
Vidro transparente reversível.
Dimensões não standard sob consulta.
Definir medidas exatas na encomenda.
Largura mínima do fixo 250mm
Dimensão máxima da porta 900mm (P).
Obrigatório indicar tipologia (ESQ/ DRT).
Alturas superiores a 2100 obrigatório 3 dobradiças.
Outros acabamentos sob consulta.

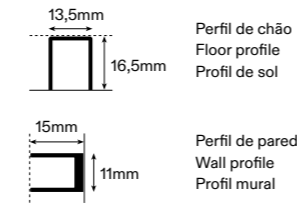
Acessories in brass.
Aluminium profile.
Glass standard height: 2000mm.
Closure with magnetic.
Door with standard size:700mm.
Height addition of fixation system (+30mm).
Clear glass reversible.
Non standard dimensions: on request.
Specify dimensions on the order.
Minimum size for fixed panel: 250mm.
Maximum door dimension 900mm (P).
Typology required (LEFT / RIGHT).
Heights above 2100 require 3 hinges.
Other finishes on request.

Acessoires en laiton.
Profilés en aluminium.
Hauteur standard: 2000mm.
Fermeture avec joint magnétiques.
Portes avec taille standard de 700mm.
30 mm de plus avec le système de fixation
Verre transparente réversible.
Dimension non standard: sur demande / devis.
Spécifier les mesures exactes lors de la commande.
Largeur minimale pour panneau fixe: 250 mm.
Dimensions maximales de la porte 900mm (P).
Typologie requis (GAUCHE / DROITE).
Les hauteurs supérieures à 2100 nécessitent 3 charnières.
Autres finitions sur demande.

ARQ150 Frontal . Front . Devant

ARQ150 c/ Lateral . Side . Lateral

Perfil . Profile . Profil



Vidro 8mm
Glass 8mm
Verre 8mm

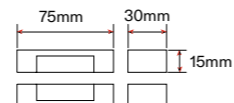


Com. With . Avec
Anti-calcário
Easy clean
Anti-calcaire



Nível de estanqueidade
Tightness Level
Niveau d'étanchéité

Puxador
Handle
Poignée



ARQ150
Em prata com vidro transparente
In silver with clear glass
En argent avec verre transparent

ARQ920

Perfis . Profile . Profil
Acabamentos . Finishings . Finitions



Prata
Silver
Argent

Vidro . Glass . Verre

Transparente
Transparent
Transparent

Fosc. Jato areia
Sandblasting
Sablage
Novaglass Opaque

Dimensões . Dimensions . Dimensions standard (P)

80

90

100

Opção película de segurança . Security film option . Option film de sécurité



Transparente . Transparent
Transparent

Decorativo (outros) . Decorative (others)
Décoratif (autres)

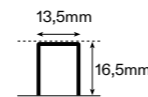
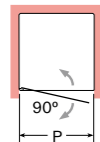
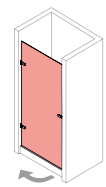
Notas . Notes . Notes

Acessórios em latão.
Perfis em alumínio.
Altura standard do vidro: 2000mm.
Fecho com vedantes magnéticos.
Vidro transparente reversível.
Dimensões não standard sob consulta.
Definir medidas exatas na encomenda.
Informar se a montagem da cabine é numa base.
Modelo sem afinação.
Dimensão máxima da porta 900mm (P).
Obrigatório indicar tipologia (ESQ/ DRT).
Outros acabamentos sob consulta.

Acessories in brass.
Aluminium profile.
Glass standard height: 2000mm.
Closure with magnetic.
Clear glass reversible.
Non standard dimensions: on request.
Specify dimensions on the order.
Informe if the showerscreen will be fixed on a showertray.
Model without adjustment.
Maximum door dimension 900mm (P).
Typology required (LEFT / RIGHT).
Other finishes on request.

Acessoires en laiton.
Profilés en aluminium.
Hauteur standard: 2000mm.
Fermeture avec joint magnétiques.
Verre transparente réversible.
Dimension non standard: sur demande / devis.
Indiquer si l'application se fera sur un receveur de douche.
Spécifier les mesures exactes lors de la commande.
Modèle sans réglage.
Dimensions maximales de la porte 900mm (P).
Typologie requis (GAUCHE / DROITE).
Autres finitions sur demande.

ARQ920 Frontal . Front . Devant



Perfil de chão
Floor profile
Profil de sol



Vidro 8mm
Glass 8mm
Verre 8mm

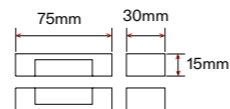


Com. With . Avec
Anti-calcário
Easy clean
Anti-calcaire



Nível de estanqueidade
Tightness Level
Niveau d'étanchéité

**Puxador
Handle
Poignée**



ARQ920

ARQ920
Em prata com vidro transparente
In silver with clear glass
En argent avec verre transparent



Informar se a colocação é em base normal, cota 0 ou rebaixada . Inform whether the placement is at normal level, quota 0, or recess . Indiquer si le placement est au niveau ordinaire, quota zéro ou récréation.

ARQ950

Perfis . Profile . Profil
Acabamentos . Finishings . Finitions



Prata
Silver
Argent

Vidro . Glass . Verre

Transparente
Transparent
Transparent

Fosc. Jato areia
Sandblasting
Sablage
Novaglass Opaque

Dimensões . Dimensions . Dimensions standard (P/L)

180
181-200
201-220

Opção película de segurança . Security film option . Option film de sécurité



Transparente . Transparent
Transparent

Decorativo (outros) . Decorative (others)
Décoratif (autres)

Notas . Notes . Notes

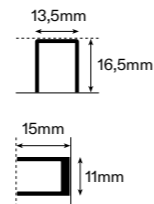
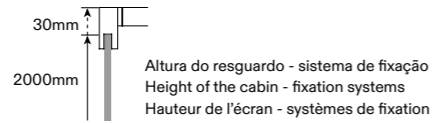
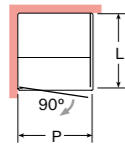
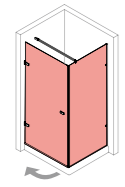
Acessórios em latão.
Perfis em alumínio.
Altura standard do vidro: 2000mm.
Lateral com dimensão máxima de 1000mm.
Fecho magnético.
Dimensões não standard sob consulta.
Definir medidas exatas na encomenda.
Dimensão máxima da porta 900mm (P).
Obrigatório indicar tipologia (ESQ/ DRT).
Outros acabamentos sob consulta.

Accessories in brass.
Aluminium profile.
Glass standard height: 2000mm.
Side Panel with a maximum dimension of 1000mm.
Magnetic closure.
Non standard dimensions: on request.
Specify dimensions on the order.
Maximum door dimension 900mm (P).
Typology required (LEFT / RIGHT).
Other finishes on request.


Accessoires en laiton.
Profilés en aluminium.
Hauteur standard: 2000mm.
Latéral avec une dimension maximale de 1000mm.
Fermeture magnétique.
Dimension non standard: sur demande / devis.
Spécifier les mesures exactes lors de la commande.
Dimensions maximales de la porte 900mm (P).
Typologie requis (GAUCHE / DROITE).
Autres finitions sur demande.

ARQ950

Perfil . Profile . Profil



13,5mm
16,5mm
Perfil de chão
Floor profile
Profil de sol



15mm
11mm
Perfil de parede
Wall profile
Profil mural



Vidro 8mm
Glass 8mm
Verre 8mm

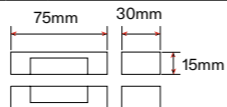


Com . With . Avec
Anti-calcário
Easy clean
Anti-calcaire



Nível de estanqueidade
Tightness Level
Niveau d'étanchéité

Puxador
Handle
Poignée



ARQ950
Prata com vidro transparente
Silver with clear glass
Argent avec verre transparent



Informar se a colocação é em base normal, cota 0 ou rebaxada . Inform whether the placement is at normal level, quota 0, or recess . Indiquer si le placement est au niveau ordinaire, quota zéro ou récréation.

PR200

Perfis . Profile . Profil
Acabamentos . Finishings . Finitions



Vidro . Glass . Verre

Transparente
Transparent
Transparent

Fosc. Jato areia
Sandblasting
Sablage
Novaglass Opaque

Dimensões . Dimensions . Dimensions standard (C/L)

180-200

201-220

221-240

Opção película de segurança . Security film option . Option film de sécurité



Transparente . Transparent
Transparent

Decorativo (outros) . Decorative (others)
Décoratif (autres)

Notas . Notes . Notes


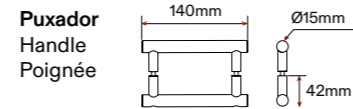
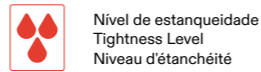
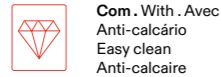
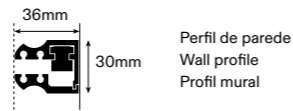
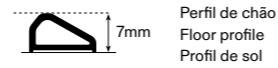
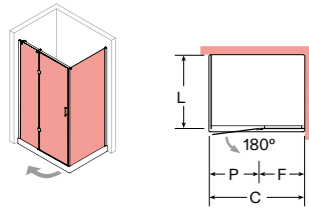
Acessórios em latão.
Fecho magnético.
Perfis em alumínio.
Altura standard: 2000mm.
Porta com dimensões de 700mm.
Largura mínima para fixo: 250mm.
Lateral com dimensão máxima de 1000mm.
Dimensões não standard: sob consulta
Definir medidas exactas na encomenda.
Dimensão máxima da porta 900mm (P).
Obrigatório indicar tipologia (ESQ/ DRT).
Outros acabamentos sob consulta.

Accessories in brass.
Magnetic closure.
Aluminium profile.
Standard height: 2000mm.
Door with standard size: 700mm.
Minimum size for fixed panel: 250mm.
Side Panel with a maximum dimension of 1000mm.
Non standard dimensions: on request.
Specify sizes on the order.
Maximum door dimension 900mm (P).
Typology required (LEFT / RIGHT).
Other finishes on request.

Accessoires en laiton.
Fermeture magnétique.
Profils en aluminium.
Hauteur standard: 2000mm.
Porte avec taille standard de 700mm.
Largeur minimale pour panneau fixe: 250mm.
Latéral avec une dimension maximale de 1000mm.
Dimension non standard: sur demande / devis.
Spécifier les mesures exactes lors de la commande.
Dimensions maximales de la porte 900mm (P).
Typologie requis (GAUCHE / DROITE).
Autres finitions sur demande.

PR200

Perfil . Profile . Profil



PR200

PR200
Em prata com vidro transparente
In silver with clear glass
En argent avec verre transparent



Informar se a colocação é em base normal, cota 0 ou rebaixada . Inform whether the placement is at normal level, quota 0, or recess . Indiquer si le placement est au niveau ordinaire, quota zéro ou récréation.

IT300

Perfis . Profile . Profil
Acabamentos . Finishings . Finitions



Vidro . Glass . Verre

Transparente
Transparent
Transparent

Fosc. Jato areia
Sandblasting
Sablage
Novaglass Opaque

Dimensões . Dimensions . Dimensions standard (C)

100-120

121-140

141-160

Lateral . Side . Lateral (L)

70-80

81-91

Opção película de segurança . Security film option . Option film de sécurité



Transparente . Transparent
Transparent

Decorativo (outros) . Decorative (others)
Décoratif (autres)

Notas . Notes . Notes

Acessórios em latão.
Fecho magnético.
Perfis em alumínio.
Altura standard do vidro: 2000mm.
Porta com dimensão de 700mm.
Acresce altura do sistema de fixação (+40mm).
Dimensões não standard sob consulta.
Definir medidas exatas na encomenda.
Altura limitada a 2100mm.
Dimensão máxima da porta 900mm (P).
Obrigatório indicar tipologia (ESQ/ DRT).
Outros acabamentos sob consulta.

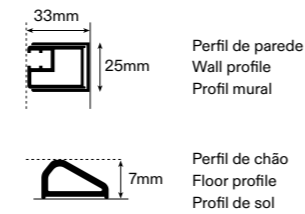
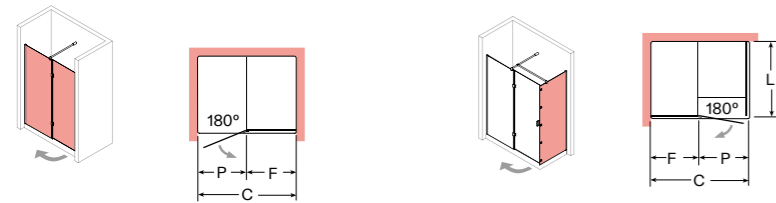
Accessories in brass.
Magnetic closure.
Aluminium profile.
Glass standard height: 2000mm.
Door standard dimensions: 700mm.
Height addition of the fixation system (+ 40mm)
Non standard dimensions: on request.
Specify dimensions on the order.
Height limited to 2100mm.
Maximum door dimension 900mm (P).
Typology required (LEFT / RIGHT).
Other finishes on request.

Acessoires en laiton.
Fermeture magnétique.
Profilés en aluminium.
Hauteur standard: 2000mm.
Porte avec taille standard de 700mm.
40 mm de plus avec le système de fixation.
Dimension non standard: sur demande / devis.
Spécifier les mesures exactes lors de la commande.
Hauteur limitée à 2100mm.
Dimensions maximales de la porte 900mm (P).
Typologie requis (GAUCHE / DROITE).
Autres finitions sur demande.

IT300 Frontal . Front . Devant

IT300 c/ Lateral . Side . Lateral

Perfil . Profile . Profil



Vidro 6mm
Glass 6mm
Verre 6mm

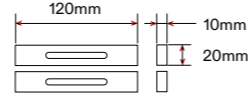


Com. With . Avec
Anti-calcário
Easy clean
Anti-calcaire



Nível de estanqueidade
Tightness Level
Niveau d'étanchéité

Puxador
Handle
Poignée



Abertura 180°
180° opening
Ouverture à 180°



IT300



IT300
Em prata com vidro transparente
In silver with clear glass
En argent avec verre transparent



Informar se a colocação é em base normal, cota 0 ou rebaixada . Inform whether the placement is at normal level, quota 0, or recess . Indiquer si le placement est au niveau ordinaire, quota zéro ou récréation.

Maria

Perfis . Profile . Profil
Acabamentos . Finishings . Finitions



Branco
White
Blanc



Prata
Silver
Argent

Vidro . Glass . Verre

Transparente
Transparent
Transparent

Fosc. Jato areia
Sandblasting
Sablage
Novaglass Opaque

Transparente
Transparent
Transparent

Fosc. Jato areia
Sandblasting
Sablage
Novaglass Opaque

Dimensões . Dimensions . Dimensions standard (P+L)

160-180

181-200

Opção película de segurança . Security film option . Option film de sécurité



Transparente . Transparent
Transparent

Decorativo (outros) . Decorative (others)
Décoratif (autres)

Notas . Notes . Notes

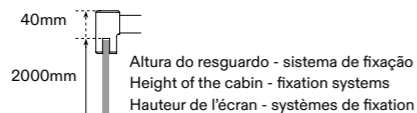
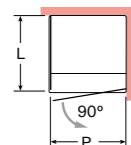
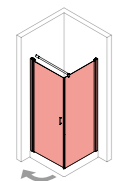
Acessórios em latão.
Fecho magnético.
Perfis em alumínio.
Altura standard do vidro: 2000mm.
Lateral com dimensão máxima de 1000mm.
Acresce altura do sistema de fixação (+40mm).
Dimensões não standard sob consulta.
Definir medidas exatas na encomenda.
Altura limitada a 2100mm.
Dimensão máxima da porta 900mm (P).
Obrigatório indicar tipologia (ESQ/ DRT).

Accessories in brass.
Magnetic closure.
Aluminium profile.
Glass standard height: 2000mm.
Side Panel with a maximum dimension of 1000mm.
Height addition of the fixation system (+ 40mm)
Non standard dimensions: on request.
Specify dimensions on the order.
Height limited to 2100mm.
Maximum door dimension 900mm (P).
Typology required (LEFT / RIGHT).

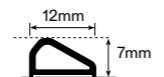
Accessoires en laiton.
Fermeture magnétique.
Profilés en aluminium.
Hauteur standard: 2000mm.
Latéral avec une dimension maximale de 1000mm.
40 mm de plus avec le système de fixation.
Dimension non standard: sur demande / devis.
Spécifier les mesures exactes lors de la commande.
Hauteur limitée à 2100mm.
Dimensions maximales de la porte 900mm (P).
Typologie requis (GAUCHE / DROITE).

Maria

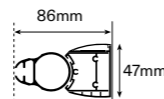
Perfil . Profile . Profil



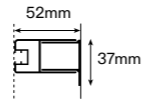
40mm
2000mm
Altura do resguardo - sistema de fixação
Height of the cabin - fixation systems
Hauteur de l'écran - systèmes de fixation



12mm
7mm
Perfil de chão
Floor profile
Profil de sol



86mm
47mm
Perfil de parede
Wall profile
Profil mural



52mm
37mm
Perfil de parede
Wall profile
Profil mural



Vidro 6mm
Glass 6mm
Verre 6mm

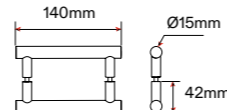


Com. With . Avec
Anti-calcário
Easy clean
Anti-calcaire



Nível de estanqueidade
Tightness Level
Niveau d'étanchéité

Puxador
Handle
Poignée



Maria
Em prata com vidro transparente
In silver with clear glass
En rgent avec verre transparent



Ana

Perfis . Profile . Profil
Acabamentos . Finishings . Finitions



Branco
White
Blanc



Prata
Silver
Argent

Vidro . Glass . Verre

Transparente
Transparent
Transparent

Fosc. Jato areia
Sandblasting
Sablage
Novaglass Opaque

Transparente
Transparent
Transparent

Fosc. Jato areia
Sandblasting
Sablage
Novaglass Opaque

Dimensões . Dimensions Dimensions Standard (P/P1)

68-70/68-70

78-80/78-80

88-90/88-90

Opção película de segurança . Security film option . Option film de sécurité



Transparente . Transparent
Transparent

Decorativo (outros) . Decorative (others)
Décoratif (autres)

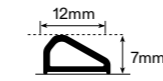
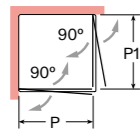
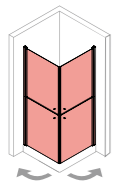
Notas . Notes . Notes

Acessórios em latão.
Perfis em alumínio.
Altura standard do vidro: 2000mm.
Dimensões não standard sob consulta.
Definir medidas exatas na encomenda.
Altura limitada a 2100mm.
Dimensão máxima da porta 900mm (P/P1).
Obrigatório indicar tipologia (ESQ/ DRT).

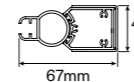
Accessories in brass.
Aluminium profiles.
Glass standard height: 2000mm.
Non standard dimensions: on request.
Specify dimensions on the order.
Height limited to 2100mm.
Maximum door dimension 900mm (P/P1).
Typology required (LEFT/ RIGHT).

Accessoires en laiton.
Profilés en aluminium.
Hauteur standard: 2000mm.
Dimension non standard: sur demande / devis.
Spécifier les mesures exactes lors de la commande.
Hauteur limitée à 2100mm.
Dimensions maximales de la porte 900mm (P/P1).
Typologie requis (GAUCHE / DROITE).

Ana



Perfil de chão
Floor profile
Profil de sol



Perfil de parede
Wall profile
Profil mural



Vidro 6mm
Glass 6mm
Verre 6mm



Com . With . Avec
Anti-calcário
Easy clean
Anti-calcaire



Nível de estanqueidade
Tightness Level
Niveau d'étanchéité

**Puxador
Handle
Poignée**



Informar se a colocação é em base normal, cota 0 ou rebaixada . Inform whether the placement is at normal level, quota 0, or recess . Indiquer si le placement est au niveau ordinaire, quota zéro ou récréation.



Ana
Em prata com vidro transparente
In silver with clear glass
En argent avec verre transparent



Madalena

Perfis . Profile . Profil
Acabamentos . Finishings . Finitions



Branco
White
Blanc



Prata
Silver
Argent

Vidro . Glass . Verre

Transparente
Transparent
Transparent

Fosc. Jato areia
Sandblasting
Sablage
Novaglass Opaque

Transparente
Transparent
Transparent

Fosc. Jato areia
Sandblasting
Sablage
Novaglass Opaque

Dimensões . Dimensions . Dimensions standard (C)

70

80

90

Lateral . Side . Lateral (L)

70-80

81-91

Opção película de segurança . Security film option . Option film de sécurité



Transparente . Transparent
Transparent

Decorativo (outros) . Decorative (others)
Décoratif (autres)

Notas . Notes . Notes

Fecho magnético.
Perfis em alumínio.
Altura standard do vidro: 2000mm.
Dimensões não standard sob consulta.
Definir medidas exatas na encomenda.
Altura limitada a 2100mm.
Dimensão máxima da porta 900mm (P + P1)
Obrigatório indicar tipologia (ESQ/ DRT).
Outros acabamentos sob consulta.

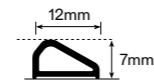
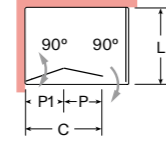
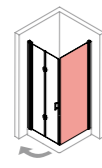
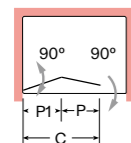
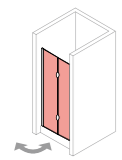
Magnetic closure.
Aluminium profiles.
Glass standard height: 2000mm.
Non standard dimensions: on request.
Specify dimensions on the order.
Height limited to 2100mm.
Maximum door dimension 900mm (P+P1).
Typology required (LEFT / RIGHT).
Other finishes on request.

Fermeture magnétique.
Profils en aluminium.
Hauteur Standard: 2000mm.
Dimension non standard: sur demande / devis.
Spécifier les mesures exactes lors de la commande.
Hauteur limitée à 2100mm.
Dimensions maximales de la porte 900mm (P+P1).
Typologie requis (GAUCHE / DROITE).
Autres finitions sur demande.

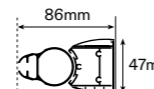
Madalena Frontal . Front . Devant

Madalena c/ Lateral . Side . Lateral

Perfil . Profile . Profil



12mm
7mm
Perfil de chão
Floor profile
Profil de sol



86mm
47mm
Perfil de parede
Wall profile
Profil mural



Vidro 6mm
Glass 6mm
Verre 6mm

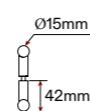
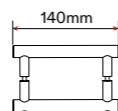


Com . With . Avec
Anti-calcário
Easy clean
Anti-calcaire



Nível de estanqueidade
Tightness Level
Niveau d'étanchéité

Puxador
Handle
Poignée



Madalena

Madalena
Em prata com vidro transparente
In silver with clear glass
En argent avec verre transparent



Informar se a colocação é em base normal, cota 0 ou rebaixada . Inform whether the placement is at normal level, quota 0, or recess . Indiquer si le placement est au niveau ordinaire, quota zéro ou récréation.

Manuela

Perfis . Profile . Profil
Acabamentos . Finishings . Finitions



Branco
White
Blanc



Prata
Silver
Argent

Vidro . Glass . Verre

Transparente
Transparent
Transparent

Fosc. Jato areia
Sandblasting
Sablage
Novaglass Opaque

Transparente
Transparent
Transparent

Fosc. Jato areia
Sandblasting
Sablage
Novaglass Opaque

Dimensões . Dimensions Dimensions Standard (P)

68-70

78-80

88-90

Opção película de segurança . Security film option . Option film de sécurité



Transparente . Transparent
Transparent

Decorativo (outros) . Decorative (others)
Décoratif (autres)

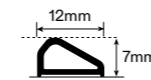
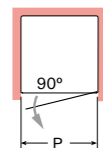
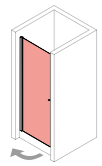
Notas . Notes . Notes

Acessórios em latão.
Fecho magnético.
Perfis em alumínio.
Altura standard do vidro: 2000mm.
Dimensões não standard sob consulta.
Definir medidas exatas na encomenda.
Altura limitada a 2100mm.
Dimensão máxima da porta 900mm (P).
Obrigatório indicar tipologia (ESQ/ DRT).
Outros acabamentos sob consulta.

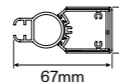
Accessories in brass.
Magnetic closure.
Aluminium profiles.
Glass standard height: 2000mm.
Non standard dimensions: on request.
Specify exactly dimensions on the order.
Height limited to 2100mm.
Maximum door dimension 900mm (P).
Typology required (LEFT / RIGHT).
Other finishes on request.

Accessoires en laiton.
Fermeture magnétique.
Profils en aluminium.
Hauteur Standard: 2000mm.
Dimension non standard: sur demande / devis.
Spécifier les mesures exactes lors de la commande.
Hauteur limitée à 2100mm.
Dimensions maximales de la porte 900mm (P).
Typologie requis (GAUCHE / DROITE).
Autres finitions sur demande.

Manuela Frontal . Front . Devant



Perfil de chão
Floor profile
Profil de sol



Perfil de parede
Wall profile
Profil mural



Vidro 6mm
Glass 6mm
Verre 6mm



Com . With . Avec
Anti-calcário
Easy clean
Anti-calcaire



Nível de estanqueidade
Tightness Level
Niveau d'étanchéité

**Puxador
Handle
Poignée**



Perfil . Profile . Profil



Manuela
Em prata com vidro transparente
In silver with clear glass
En argent avec verre transparent



Informar se a colocação é em base normal, cota 0 ou rebaixada . Inform whether the placement is at normal level, quota 0, or recess . Indiquer si le placement est au niveau ordinaire, quota zéro ou récréation.

Mafalda

Perfis . Profile . Profil
Acabamentos . Finishings . Finitions



Branco
White
Blanc



Prata
Silver
Argent

Vidro . Glass . Verre

Transparente
Transparent
Transparent

Fosc. Jato areia
Sandblasting
Sablage
Novaglass Opaque

Transparente
Transparent
Transparent

Fosc. Jato areia
Sandblasting
Sablage
Novaglass Opaque

Dimensões . Dimensions Dimensions Standard (C)

68-72

78-82

88-92

Lateral . Side . Lateral (L)

70-80

81-91

Opção película de segurança . Security film option . Option film de sécurité



Transparente . Transparent
Transparent

Decorativo (outros) . Decorative (others)
Décoratif (autres)

Notas . Notes . Notes

Acessórios em latão.
Fecho magnético.
Perfis em alumínio.
Altura standard do vidro: 2000mm.
Dimensões não standard sob consulta.
Definir medidas exatas na encomenda.
Altura limitada a 2100mm.
Dimensão máxima da porta 900mm (P+P1).
Outros acabamentos sob consulta.

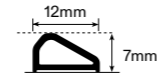
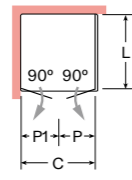
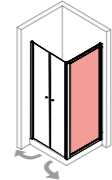
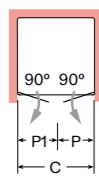
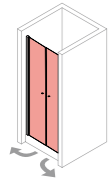
Accessories in brass.
Magnetic closure.
Aluminium profiles.
Glass standard height: 2000mm.
Non standard dimensions: on request.
Specify exactly dimensions on the order.
Height limited to 2100mm.
Maximum door dimension 900mm (P+P1).
Other finishes on request.

Acessoires en laiton.
Fermeture magnétique.
Profils en aluminium.
Hauteur standard: 2000mm.
Dimension non standard: sur demande / devis.
Spécifier les mesures exactes lors de la commande.
Height limited to 2100mm.
Dimensions maximales de la porte 900mm (P+P1).
Autres finitions sur demande.

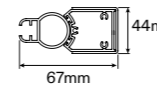
Mafalda Frontal . Front . Devant

Mafalda c/ Lateral . Side . Lateral

Perfil . Profile . Profil



Perfil de chão
Floor profile
Profil de sol



Perfil de parede
Wall profile
Profil mural



Vidro 6mm
Glass 6mm
Verre 6mm



Com . With . Avec
Anti-calcário
Easy clean
Anti-calcaire



Nível de estanqueidade
Tightness Level
Niveau d'étanchéité

Puxador
Handle
Poignée



Mafalda
Em prata com vidro transparente
In silver with clear glass
En argent avec verre transparent



Informar se a colocação é em base normal, cota 0 ou rebaixada . Inform whether the placement is at normal level, quota 0, or recess . Indiquer si le placement est au niveau ordinaire, quota zéro ou récréation.

Italbox

Fixed

Resguardos de ducha fijo . *Fixed shower enclosures*
Parois de douche panneaux fixes

FC600

Perfis . Profile . Profil
Acabamentos . Finishings . Finitions



Preto Mate
Black mate
Mate noir



Prata
Silver
Argent



Outras cores sob consulta
Other colours on request
Autres couleurs sur demande

Vidro . Glass . Verre

Transparente
Transparent
Transparent

Fosc. Jato areia
Sandblasting
Sablage
Novaglass Opaque

Transparente
Transparent
Transparent

Fosc. Jato areia
Sandblasting
Sablage
Novaglass Opaque

Transparente
Transparent
Transparent

Fosc. Jato areia
Sandblasting
Sablage
Novaglass Opaque

Dimensões . Dimensions . Dimensions standard (F)

80

90

100

110

Opção película de segurança . Security film option . Option film de sécurité



Transparente . Transparent
Transparent

Decorativo (outros) . Decorative (others)
Décoratif (autres)

Notas . Notes . Notes

Perfis em alumínio.
Altura standard: 2000mm.
Obrigatório indicar tipologia (ESQ/ DRT).
Outros acabamentos sob consulta.

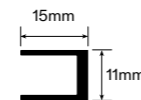
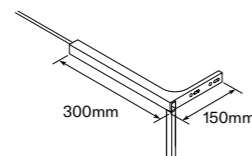
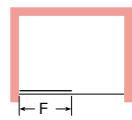
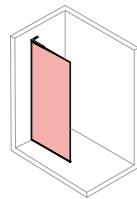
Aluminium profile.
Standard height: 2000mm.
Typology required (LEFT / RIGHT).
Other finishes on request.

Profilés en aluminium.
Hauteur standard: 2000 mm.
Typologie requis (GAUCHE / DROITE).
Autres finitions sur demande.

FC600 Frontal . Front . Devant

Fixador . Fixator . Fixateur

Perfil . Profile . Profil



15mm
11mm

Perfil
Profile
Profil



Vidro 8mm
Glass 8mm
Verre 8mm



Com . With . Avec
Anti-calcário
Easy clean
Anti-calcaire



FC 600

FC600
Em dourado com vidro transparente
In golden with clear glass
En doré avec verre transparent



Informar se a colocação é em base normal, cota 0 ou rebaixada . Inform whether the placement is at normal level, quota 0, or recess . Indiquer si le placement est au niveau ordinaire, quota zéro ou récréation.

FP600

Perfis . Profile . Profil
Acabamentos . Finishings . Finitions



Preto Mate
Black mate
Mate noir



Prata
Silver
Argent



Outras cores sob consulta
Other colours on request
Autres couleurs sur demande

Vidro . Glass . Verre

Transparente
Transparent
Transparent

Fosc. Jato areia
Sandblasting
Sablage
Novaglass Opaque

Transparente
Transparent
Transparent

Fosc. Jato areia
Sandblasting
Sablage
Novaglass Opaque

Transparente
Transparent
Transparent

Fosc. Jato areia
Sandblasting
Sablage
Novaglass Opaque

Dimensões . Dimensions . Dimensions standard (F)

80

90

100

110

Opção película de segurança . Security film option . Option film de sécurité



Transparente . Transparent
Transparent

Decorativo (outros) . Decorative (others)
Décoratif (autres)

Notas . Notes . Notes

Perfis em alumínio preto mate, prata ou ral.
Altura standard: 2000mm.
Obrigatório indicar tipologia (ESQ/ DRT).
Outros acabamentos sob consulta.

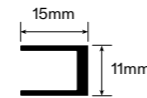
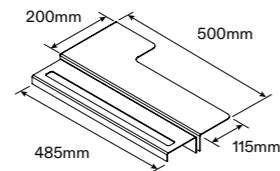
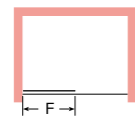
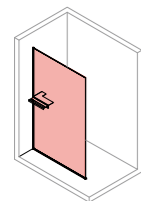
Aluminium profile black mate, silver or ral.
Standard height: 2000mm.
Typology required (LEFT / RIGHT).
Other finishes on request.

Profils en aluminium Mate noir, argent ou ral.
Hauteur standard: 2000 mm.
Typologie requis (GAUCHE / DROITE).
Autres finitions sur demande.

FP600 Frontal . Front . Devant

Fixador . Fixator . Fixateur

Perfil . Profile . Profil



Perfil
Profile
Profil




Vidro 8mm
Glass 8mm
Verre 8mm



Com . With . Avec
Anti-calcário
Easy clean
Anti-calcaire

Informar se a colocação é em base normal, cota 0 ou rebaixada . Inform whether the placement is at normal level, quota 0, or recess . Indiquer si le placement est au niveau ordinaire, quota zéro ou récréation.



FP600
Em preto com vidro transparente
In black with clear glass
En noir avec verre transparent



Com linhas limpas e desenvolvidos com atenção ao detalhe, os modelos FC600 e FP600 oferecem uma estética moderna e sofisticada, proporcionando uma leveza visual única.

With clean lines and developed with attention to detail, the FC600 and FP600 offer a modern aesthetic and sophisticated, providing a unique visual lightness.

Avec des lignes épurées et développé avec du détail, le FC600 et le FP600 offre une esthétique moderne et sophistiqué, offrant une légèreté visuelle unique.

FC600



FP600



FC600



Prata . Silver . Argent



Ouro mate . Matte Golden . Or mat



Bronze . Bronze . Bronze



Preto mate . Black matt . Noir mat



Verde 6013
Green 6013. Vert 6013



Gun metal



Oxidado francês
French oxidized . Oxydé français



Bronze texturado
Textured bronze . Bronze texturé

FP600



Prata . Silver . Argent



Ouro mate . Matte Golden . Or mat



Bronze . Bronze . Bronze



Preto mate . Black matt . Noir mat



Verde 6013
Green 6013 . Vert 6013



Gun metal




Oxidado francês
French oxidized . Oxydé français



Bronze texturado
Textured bronze . Bronze texturé

Frame Fixo

Perfis . Profile . Profil
Acabamentos . Finishings . Finitions



Vidro . Glass . Verre

Transparente Transparent	Fosc. Jato areia Sandblasting Sablage	Transparente Transparent	Fosc. Jato areia Sandblasting Sablage	Transparente Transparent	Fosc. Jato areia Sandblasting Sablage	Transparente Transparent	Fosc. Jato areia Sandblasting Sablage
	Novaglass Opaque		Novaglass Opaque		Novaglass Opaque		Novaglass Opaque

Dimensões . Dimensions Dimensions Standard (F)

- 80
- 90
- 100
- 110
- 120

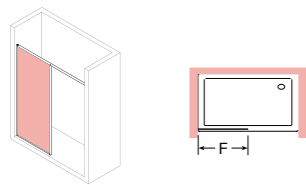
Opção película de segurança . Security film option . Option film de sécurité




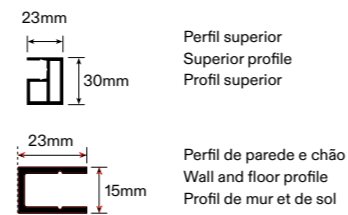
Notas . Notes . Notes

<p>Acessórios em latão. Perfis em alumínio Altura standard do vidro: 2000mm. Dimensões não standard sob consulta. Definir medidas exatas na encomenda. Obrigatório indicar tipologia (ESQ/ DRT). Outros acabamentos sob consulta.</p>	<p>Acessories in brass. Aluminium profile. Glass standard height: 2000mm. Non standard dimensions: on request. Specify exactly dimensions on the order. Typology required (LEFT / RIGHT). Other finishes on request.</p>	<p>Acessoires en laiton. Profilés en aluminium. Hauteur Standard: 2000mm. Dimension non standard: sur demande / devis. Spécifier les mesures exactes lors de la commande. Typologie requis (GAUCHE / DROITE). Autres finitions sur demande.</p>
---	--	---

Frame Fixo Frontal . Front . Devant



Perfil . Profile . Profil



Frame Fixo

Frame Fixo
Em prata com vidro transparente
In silver with clear glass
En argent avec verre transparent



Informar se a colocação é em base normal, cota 0 ou rebaixada . Inform whether the placement is at normal level, quota 0, or recess . Indiquer si le placement est au niveau ordinaire, quota zéro ou récréation.

Frame Fixo Plus

Perfis . Profile . Profil
Acabamentos . Finishings . Finitions



Vidro . Glass . Verre

Transparente Transparent	Fosc. Jato areia Sandblasting Sablage	Transparente Transparent	Fosc. Jato areia Sandblasting Sablage	Transparente Transparent	Fosc. Jato areia Sandblasting Sablage	Transparente Transparent	Fosc. Jato areia Sandblasting Sablage
Novaglass Opaque		Novaglass Opaque		Novaglass Opaque		Novaglass Opaque	

Dimensões . Dimensions Dimensions Standard (F)

- 80
- 90
- 100
- 110
- 120

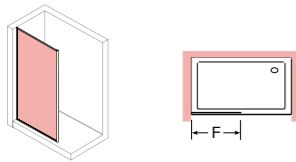
Opção película de segurança . Security film option . Option film de sécurité



Notas . Notes . Notes

Acessórios em latão. Perfis em alumínio. Altura standard: 2400mm. Vidro transparente e opaco reversível. Dimensões não standard sob consulta. Obrigatório indicar tipologia (ESQ/ DRT). Outros acabamentos sob consulta.	Acessories in brass. Aluminium profile. Standard height: 2400mm. Glass clear and opaque reversible. Non standard dimensions: on request. Typology required (LEFT / RIGHT). Other finishes on request.	Acessoires en laiton. Profils en aluminium. Hauteur standard de verre: 2400mm. Verre transparent et opaque réversible. Dimension non standard: sur demande / devis. Typologie requis (GAUCHE / DROITE). Autres finitions sur demande.
--	---	---

Frame Fixo Plus Frontal . Front . Devant



Perfil . Profile . Profil
Perfil de parede e chão
Wall and floor profile
Profil de mur et de sol



Frame Fixo Plus

Frame Fixo Plus
Em preto com vidro transparente
In black with clear glass
En noir avec verre transparent



Informar se a colocação é em base normal, cota 0 ou rebaixada . Inform whether the placement is at normal level, quota 0, or recess . Indiquer si le placement est au niveau ordinaire, quota zéro ou récréation.

ARQ600

Perfis . Profile . Profil
Acabamentos . Finishings . Finitions



Prata
Silver
Argent

Vidro . Glass . Verre

Transparente
Transparent
Transparent

Fosc. Jato areia
Sandblasting
Sablage
Novaglass Opaque

Dimensões . Dimensions Dimensions Standard (F)

80
90
100
110
120

Opção película de segurança . Security film option . Option film de sécurité



Transparente . Transparent
Transparent

Decorativo (outros) . Decorative (others)
Décoratif (autres)

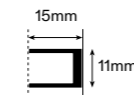
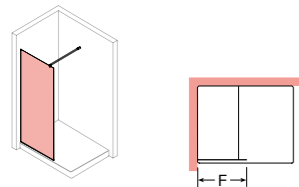
Notas . Notes . Notes

Acessórios em latão.
Perfis em alumínio.
Altura standard do vidro: 2000mm.
Acrece a altura do sistema de fixação (+30mm).
Vidro transparente e opaco reversível.
Dimensões não standard sob consulta.
Definir medidas exatas na encomenda.
Outros acabamentos sob consulta.

Acessories in brass.
Aluminium profile.
Glass standard height: 2000mm.
Height addition of the fixation system (+30mm).
Glass clear and opaque reversible.
Non standard dimensions: on request.
Specify exactly dimensions on the order.
Other finishes on request.

Acessoires en laiton.
Profils en aluminium.
Hauteur standard de verre: 2000mm.
De plus, la hauteur du système de fixation (+30mm).
Verre transparent et opaque réversible.
Dimension non standard: sur demande / devis.
Spécifier les mesures exactes lors de la commande.
Autres finitions sur demande.

ARQ600 Frontal . Front . Devant



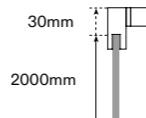
15mm
11mm
Perfil de parede
Wall profile
Profil mural



Vidro 8mm
Glass 8mm
Verre 8mm



Com . With . Avec
Anti-calcário
Easy clean
Anti-calcaire



30mm
2000mm
Altura do resguardo - sistema de fixação
Height of the cabin - fixation systems
Hauteur de l'écran - systèmes de fixation



ARQ600



ARQ600
Em prata com vidro transparente
In silver with clear glass
En argent avec verre transparent

Informar se a colocação é em base normal, cota 0 ou rebaixada . Inform whether the placement is at normal level, quota 0, or recess . Indiquer si le placement est au niveau ordinaire, quota zéro ou récréation.



sliding doors

Resguardos de banheira portas de correr . *Sliding doors bathtub screens*
Pare-baignoires portes coulissants

IT200

Perfis . Profile . Profil
Acabamentos . Finishings . Finitions



Preto
Black
Noir



Prata
Silver
Argent

Vidro . Glass . Verre

Transparente
Transparent
Transparent

Fosc. Jato areia
Sandblasting
Sablage
Novaglass Opaque

Transparente
Transparent
Transparent

Fosc. Jato areia
Sandblasting
Sablage
Novaglass Opaque

Dimensões . Dimensions . Dimensions standard (C)

160-180

181-200

Lateral . Side . Lateral (L)

70-80

81-91

Opção película de segurança . Security film option . Option film de sécurité



Transparente . Transparent
Transparent

Decorativo (outros) . Decorative (others)
Décoratif (autres)

Notas . Notes . Notes

Acessórios em latão.
Perfis em alumínio.
Altura standard: 1500mm
Acresce altura do sistema de fixação (+40mm).
Dimensões não standard sob consulta.
Definir medidas exatas na encomenda.
Dimensão máxima da porta 900mm (P).
Obrigatório indicar tipologia (ESQ/ DRT).
Outros acabamentos sob consulta.

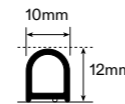
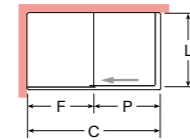
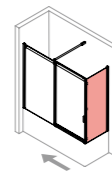
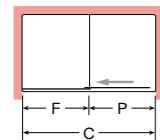
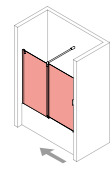
Accessories in brass.
Aluminium profile.
Standard height: 1500mm.
Height addition of the fixation system (+ 40mm).
Non standard dimensions: on request.
Specify exactly dimensions on the order.
Maximum door dimension 900mm (P).
Typology required (LEFT / RIGHT).
Other finishes on request.

Accessoires en laiton.
Profilés en aluminium.
Hauteur standard: 1500mm.
40 mm de plus avec le système de fixation.
Dimension non standard: sur demande / devis.
Spécifier les mesures exactes lors de la commande.
Dimensions maximales de la porte 900mm (P).
Typologie requis (GAUCHE / DROITE).
Autres finitions sur demande.

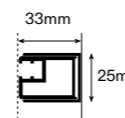
IT200 Frontal . Front . Devant

IT200 c/ Lateral . Side . Lateral

Perfil . Profile . Profil



10mm
12mm
Perfil de chão
Floor profile
Profil de sol



33mm
25mm
Perfil de parede
Wall profile
Profil mural



Vidro 6mm
Glass 6mm
Verre 6mm

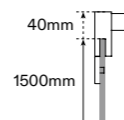
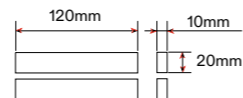


Com . With . Avec
Anti-calcário
Easy clean
Anti-calcaire



Nível de estanqueidade
Tightness Level
Niveau d'étanchéité

Puxador
Handle
Poignée



40mm
1500mm
Altura do resguardo - sistema de fixação
Height of the cabin - fixation systems
Hauteur de l'écran - systèmes de fixation



IT200
Em prata com vidro transparente
In silver with clear glass
En argent avec verre transparent



Informar se a colocação é em base normal, cota 0 ou rebaixada . Inform whether the placement is at normal level, quota 0, or recess . Indiquer si le placement est au niveau ordinaire, quota zéro ou récréation.

IT230

Perfis . Profile . Profil
Acabamentos . Finishings . Finitions



Preto
Black
Noir



Prata
Silver
Argent

Vidro . Glass . Verre

Transparente
Transparent
Transparent

Fosc. Jato areia
Sandblasting
Sablage
Novaglass Opaque

Transparente
Transparent
Transparent

Fosc. Jato areia
Sandblasting
Sablage
Novaglass Opaque

Dimensões . Dimensions . Dimensions standard (C)

≤ 120

Opção película de segurança . Security film option . Option film de sécurité



Transparente . Transparent
Transparent

Decorativo (outros) . Decorative (others)
Décoratif (autres)

Notas . Notes . Notes

Perfis em alumínio.
Altura standard: 1500mm
Não é possível dimensões acima de 1200mm de largura.
Dimensões não standard sob consulta.
Definir medidas exatas na encomenda.
Obrigatório indicar tipologia (ESQ/ DRT).
Outros acabamentos sob consulta.

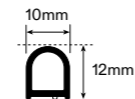
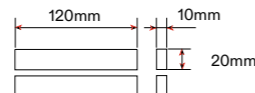
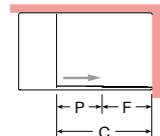
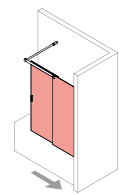
Aluminium profile.
Standard height: 1500mm.
Dimensions above 1200mm in width are not possible.
Non standard dimensions: on request.
Specify exactly dimensions on the order.
Typology required (LEFT / RIGHT).
Other finishes on request.

Profilés en aluminium.
Hauteur Standard: 1500mm.
Les dimensions supérieures à 1200 mm de largeur ne sont pas possibles.
Dimension non standard: sur demande / devis.
Spécifier les mesures exactes lors de la comande.
Typologie requis (GAUCHE / DROITE).
Autres finitions sur demande.

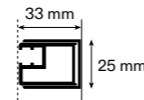
IT230 Frontal . Front . Devant

Puxador . Handle . Poignée

Perfil . Profile . Profil



Perfil de chão
Floor profile
Profil de sol



Perfil de parede
Wall profile
Profil mural



Vidro 6mm
Glass 6mm
Verre 6mm



Com . With . Avec
Anti-calcário
Easy clean
Anti-calcaire



IT230

IT230
Em prata com vidro transparente
In silver with clear glass
En argent avec verre transparent



Informar se a colocação é em base normal, cota 0 ou rebaixada . Inform whether the placement is at normal level, quota 0, or recess . Indiquer si le placement est au niveau ordinaire, quota zéro ou récréation.

Elisabete Banheira

Perfis . Profile . Profil
Acabamentos . Finishings . Finitions



Branco
White
Blanc



Prata
Silver
Argent

Vidro . Glass . Verre

Transparente
Transparent
Transparent

Fosc. Jato areia
Sandblasting
Sablage
Novaglass Opaque

Transparente
Transparent
Transparent

Fosc. Jato areia
Sandblasting
Sablage
Novaglass Opaque

Dimensões . Dimensions . Dimensions standard (C)

140-160

161-180

181-200

Lateral . Side . Lateral (L)

70-80

81-91

Opção película de segurança . Security film option . Option film de sécurité



Transparente . Transparent
Transparent

Decorativo (outros) . Decorative (others)
Décoratif (autres)

Notas . Notes . Notes

Rolamentos esferas inox.
Perfis em alumínio.
Altura standard: 1500mm
Dimensões não standard sob consulta.
Definir medidas exatas na encomenda.
Dimensão máxima da porta 900mm (P1+P).
Obrigatório indicar tipologia (ESQ/ DRT).
Larguras acima dos 2200mm obrigatório fixadores.

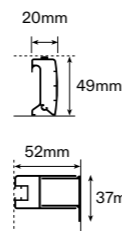
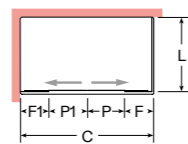
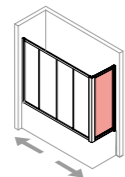
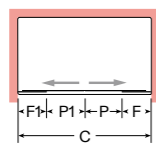
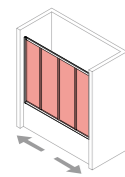
Inox ball-bearings rollers.
Aluminium profiles.
Standard height: 1500mm
Non standard dimensions: on request.
Specify exactly dimensions on the order.
Maximum door dimension 900mm (P1+P).
Typology required (LEFT / RIGHT).
Widths above 2200mm require fasteners.

Roulements à billes en acier inoxydable.
Profilés en aluminium.
Hauteur Standard: 1500mm.
Dimension non standard: sur demande / devis.
Spécifier les mesures exactes lors de la comande.
Dimensions maximales de la porte 900mm (P1+P).
Typologie requis (GAUCHE / DROITE).
Les largeurs supérieures à 2200 mm nécessitent des fixateurs.

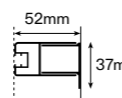
Elisabete Banheira Frontal . Front . Devant

Elisabete Banheira c/ Lateral . Side . Lateral

Perfil . Profile . Profil



Perfil de chão
Floor profile
Profil de sol



Perfil de parede
Wall profile
Profil mural



Vidro 6mm
Glass 6mm
Verre 6mm

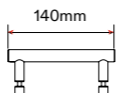


Com . With . Avec
Anti-calcário
Easy clean
Anti-calcaire



Nível de estanqueidade
Tightness Level
Niveau d'étanchéité

Puxador
Handle
Poignée



Elisabete banheira
Em prata com vidro transparente
In silver with clear glass
En argent avec verre transparent



Informar se a colocação é em base normal, cota 0 ou rebaixada . Inform whether the placement is at normal level, quota 0, or recess . Indiquer si le placement est au niveau ordinaire, quota zéro ou récréation.

Milénio Banheira

Perfis . Profile . Profil
Acabamentos . Finishings . Finitions



Vidro . Glass . Verre

Transparente
Transparent
Transparent

Fosc. Jato areia
Sandblasting
Sablage
Novaglass Opaque

Transparente
Transparent
Transparent

Fosc. Jato areia
Sandblasting
Sablage
Novaglass Opaque

Dimensões . Dimensions . Dimensions standard (C)

140-160

161-180

181-200

Lateral . Side . Lateral (L)

70-80

81-91

Notas . Notes . Notes

Rolamentos esferas inox.
Perfis em alumínio.
Altura standard: 1500mm
Dimensões não standard sob consulta.
Definir medidas exatas na encomenda.
Dimensão máxima da porta 900mm (P1+P).
Larguras acima dos 2200mm obrigatório fixadores.

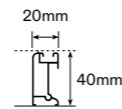
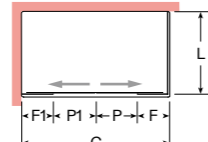
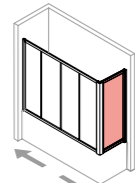
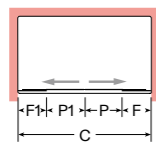
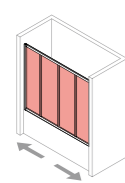
Inox ball-bearings rollers.
Aluminium profiles.
Standard height: 1500mm
Non standard dimensions: on request.
Specify exactly dimensions on the order.
Maximum door dimension 900mm (P1+P).
Widths above 2200mm require fasteners.

Roulements à billes en acier inoxydable.
Hauteur standard: 1500mm.
Profilés en aluminium blanc au argent.
Dimension non standard: sur demande / devis.
Spécifier les mesures exactes lors de la commande.
Dimensions maximales de la porte 900mm (P1+P).
Les largeurs supérieures à 2200 mm nécessitent des fixateurs.

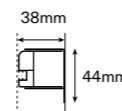
Milénio Banheira Frontal . Front . Devant

Milénio Banheira c/ Lateral . Side . Lateral

Perfil . Profile . Profil



Perfil de chão
Floor profile
Profil de sol



Perfil de parede
Wall profile
Profil mural



Vidro 4mm
Glass 4mm
Verre 4mm



Nível de estanqueidade
Tightness Level
Niveau d'étanchéité

Informar se a colocação é em base normal, cota 0 ou rebaixada . Inform whether the placement is at normal level, quota 0, or recess . Indiquer si le placement est au niveau ordinaire, quota zéro ou récréation.



Milénio banheira
Em prata com vidro transparente
In silver with clear glass
En argent avec verre transparent




Teresa Banheira

Perfis . Profile . Profil
Acabamentos . Finishings . Finitions



Branco
White
Blanc



Preto
Black
Noir



Prata
Silver
Argent

Vidro . Glass . Verre

Transparente
Transparent
Transparent

Fosc. Jato areia
Sandblasting
Sablage

Novaglass Opaque

Transparente
Transparent
Transparent

Fosc. Jato areia
Sandblasting
Sablage

Novaglass Opaque

Transparente
Transparent
Transparent

Fosc. Jato areia
Sandblasting
Sablage

Novaglass Opaque

Dimensões . Dimensions Dimensions Standard (C)

140-160

161-180

181-200

Lateral . Side . Lateral (L)

70-80

81-91

Notas . Notes . Notes

Rolamentos esferas inox.
Perfis em alumínio.
Altura standard: 1500mm
Dimensões não standard sob consulta.
Definir medidas exatas na encomenda.
Dimensão máxima da porta 900mm (P).
Obrigatório indicar tipologia (ESQ/ DRT).
Larguras acima dos 1800mm obrigatório fixadores.

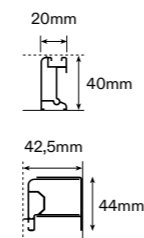
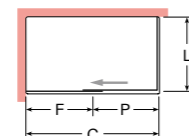
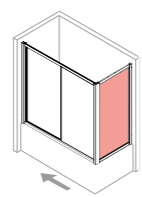
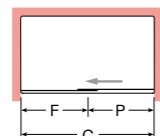
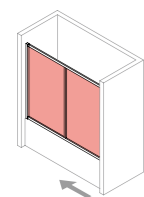
Inox ball-bearings rollers.
Aluminium profiles.
Standard height: 1500mm
Non standard dimensions: on request.
Specify exactly dimensions on the order.
Maximum door dimension 900mm (P).
Typology required (LEFT / RIGHT).
Widths above 1800mm require fasteners.

Roulements à billes en acier inoxydable.
Hauteur Standard: 1500mm.
Profilés en aluminium.
Dimension non standard: sur demande / devis.
Spécifier les mesures exactes lors de la comande.
Dimensions maximales de la porte 900mm (P).
Typologie requis (GAUCHE / DROITE).
Les largeurs supérieures à 1800 mm nécessitent des fixateurs.

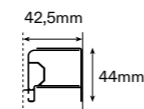
Teresa Banheira Frontal . Front . Devant

Teresa Banheira c/ Lateral . Side . Lateral

Perfil . Profile . Profil



Perfil de chão
Floor profile
Profil de sol



Perfil de parede
Wall profile
Profil mural



Vidro 4mm
Glass 4mm
Verre 4mm



Nível de estanqueidade
Tightness Level
Niveau d'étanchéité



Teresa Banheira



Teresa banheira
Em preto com vidro transparente
In black with clear glass
En noir avec verre transparent

Informar se a colocação é em base normal, cota 0 ou rebaixada . Inform whether the placement is at normal level, quota 0, or recess . Indiquer si le placement est au niveau ordinaire, quota zéro ou récréation.



Opening doors

Resguardos de banheira portas de abrir . *Bathtub screens opening doors*
Pare-baignoires Portes battentes

ARQ220

Perfis . Profile . Profil
Acabamentos . Finishings . Finitions



Prata
Silver
Argent

Vidro . Glass . Verre

Transparente
Transparent
Transparent

Fosc. Jato areia
Sandblasting
Sablage
Novaglass Opaque

Dimensões . Dimensions Dimensions Standard (F+P)

70/50

Opção película de segurança . Security film option . Option film de sécurité



Transparente . Transparent
Transparent

Decorativo (outros) . Decorative (others)
Décoratif (autres)

Notas . Notes . Notes

Acessórios em latão.
Perfis em alumínio.
Altura standard do vidro: 1500mm
Vidro transparente reversível.
Dimensões não standard sob consulta.
Definir medidas exatas na encomenda.
Obrigatório indicar tipologia (ESQ/ DRT).
Outros acabamentos sob consulta.

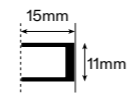
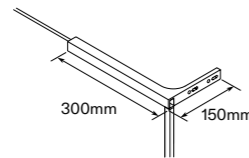
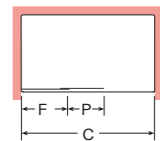
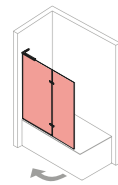
Acessories in brass.
Aluminium profiles.
Glass standard height: 1500mm.
Clear glass reversible.
Non standard dimensions: on request.
Specify exactly dimensions on the order.
Typology required (LEFT / RIGHT).
Other finishes on request.

Acessoires en laiton.
Profilés en aluminium.
Hauteur standard: 1500mm.
Verre transparente réversible.
Dimension non standard: sur demande / devis.
Spécifier les mesures exactes lors de la commande.
Typologie requis (GAUCHE / DROITE).
Autres finitions sur demande.

ARQ220 Frontal . Front . Devant

Fixador . Fixator . Fixateur

Perfil . Profile . Profil



Perfil de parede
Wall profile
Profil mural



Vidro 8mm
Glass 8mm
Verre 8mm



Com. With . Avec
Anti-calcário
Easy clean
Anti-calcaire



ARQ220

ARQ220
Em prata com vidro transparente
In silver with clear glass
En argent avec verre transparent



Informar se a colocação é em base normal, cota 0 ou rebaixada . Inform whether the placement is at normal level, quota 0, or recess . Indiquer si le placement est au niveau ordinaire, quota zéro ou récréation.

IT360

Perfis . Profile . Profil
Acabamentos . Finishings . Finitions



Prata
Silver
Argent

Vidro . Glass . Verre

Transparente
Transparent
Transparent

Fosc. Jato areia
Sandblasting
Sablage
Novaglass Opaque

Dimensões . Dimensions Dimensions Standard (F+P)

20/80

Opção película de segurança . Security film option . Option film de sécurité



Transparente . Transparent
Transparent

Decorativo (outros) . Decorative (others)
Décoratif (autres)

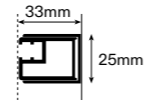
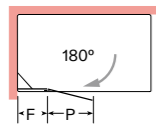
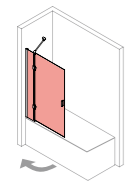
Notas . Notes . Notes

Acessórios em latão.
Vidro temperado 6mm.
Perfis em alumínio prata.
Altura standard: 1500mm
Acresce altura do sistema de fixação a 45° (+30mm).
Dimensões não standard sob consulta.
Definir medidas exatas na encomenda.
Obrigatório indicar tipologia (ESQ/ DRT).
Outros acabamentos sob consulta.

Accessories in brass.
6mm tempered glass.
Aluminium profile silver.
Standard height: 1500mm.
Added height of the fixation system at 45° (+30mm)
Non standard dimensions: on request.
Specify exactly dimensions on the order.
Typology required (LEFT / RIGHT).
Other finishes on request.

Accessoires en laiton.
Verre trempé de 6mm.
Profilés en aluminium argent.
Hauteur Standard: 1500mm.
30 mm de plus avec le système de fixation à 45°.
Dimension non standard: sur demande / devis.
Spécifier les mesures exactes lors de la commande.
Typologie requis (GAUCHE / DROITE).
Autres finitions sur demande.

IT360 Frontal . Front . Devant



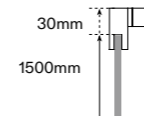
Perfil de parede
Wall profile
Profil mural



Vidro 6mm
Glass 6mm
Verre 6mm



Com. With . Avec
Anti-calcário
Easy clean
Anti-calcaire



Altura do resguardo - sistema de fixação
Height of the cabin - fixation systems
Hauteur de l'écran - systèmes de fixation



IT360
Em prata com vidro transparente
In silver with clear glass
En argent avec verre transparent



Informar se a colocação é em base normal, cota 0 ou rebaixada . Inform whether the placement is at normal level, quota 0, or recess . Indiquer si le placement est au niveau ordinaire, quota zéro ou récréation.

Mara Dupla

Perfis . Profile . Profil
Acabamentos . Finishings . Finitions



Branco
White
Blanc



Prata
Silver
Argent

Vidro . Glass . Verre

Transparente
Transparent
Transparent

Fosc. Jato areia
Sandblasting
Sablage
Novaglass Opaque

Transparente
Transparent
Transparent

Fosc. Jato areia
Sandblasting
Sablage
Novaglass Opaque

Dimensões . Dimensions Dimensions Standard (P1+P)

80/45

Opção película de segurança . Security film option . Option film de sécurité



Transparente . Transparent
Transparent

Decorativo (outros) . Decorative (others)
Décoratif (autres)

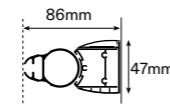
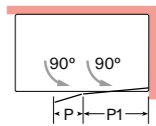
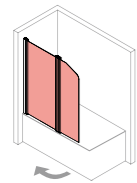
Notas . Notes . Notes

Perfis em alumínio.
Altura standard: 1500mm
Comprimento standard: 800mm + 450mm.
Dimensões não standard sob consulta.
Definir medidas exatas na encomenda.
Obrigatório indicar tipologia (ESQ/ DRT).

Aluminium profile.
Standard height: 1500mm.
Standard length: 800mm + 450mm.
Non standard dimensions: on request.
Specify exactly dimensions on the order.
Typology required (LEFT / RIGHT).

Profilés en aluminium.
Hauteur standard: 1500mm.
Longueur standard: 800mm + 450mm.
Dimension non standard: sur demande / devis.
Spécifier les mesures exactes lors de la commande.
Typologie requis (GAUCHE / DROITE).

Mara Dupla Frontal . Front . Devant



86mm
47mm
Perfil de parede
Wall profile
Profil mural



Vidro 6mm
Glass 6mm
Verre 6mm



Com . With . Avec
Anti-calcário
Easy clean
Anti-calcaire



Mara Dupla
Em prata com vidro transparente
In silver with clear glass
En argent avec verre transparent



Informar se a colocação é em base normal, cota 0 ou rebaixada . Inform whether the placement is at normal level, quota 0, or recess . Indiquer si le placement est au niveau ordinaire, quota zéro ou récréation.

Mónica

Perfis . Profile . Profil
Acabamentos . Finishings . Finitions



Branco
White
Blanc



Prata
Silver
Argent

Vidro . Glass . Verre

Transparente
Transparent
Transparent

Fosc. Jato areia
Sandblasting
Sablage
Novaglass Opaque

Transparente
Transparent
Transparent

Fosc. Jato areia
Sandblasting
Sablage
Novaglass Opaque

Dimensões . Dimensions Dimensions Standard (P)

85

Opção película de segurança . Security film option . Option film de sécurité



Transparente . Transparent
Transparent

Decorativo (outros) . Decorative (others)
Décoratif (autres)

Notas . Notes . Notes

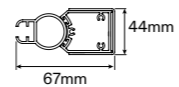
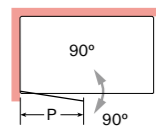
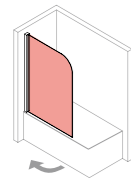
Perfis em alumínio.
Altura standard: 1500mm
Comprimento standard: 850mm.
Dimensões não standard sob consulta.
Definir medidas exatas na encomenda.
Vidro transparente reversível.
Obrigatório indicar tipologia (ESQ/ DRT).

Aluminium profiles.
Standard height: 1500mm.
Standard length: 850mm.
Non standard dimensions: on request.
Specify exactly dimensions on the order.
Glass clear reversible.
Typology required (LEFT / RIGHT).

Profilés en aluminium.
Hauteur Standard: 1500mm.
Longueur standard: 850mm.
Dimension non standard: sur demande / devis.
Spécifier les mesures exactes lors de la comande.
Verre transparent réversible.
Typologie requis (GAUCHE / DROITE).

Mónica Frontal . Front . Devant

Perfil . Profile . Profil



44mm
67mm
Perfil de parede
Wall profile
Profil mural



Vidro 6mm
Glass 6mm
Verre 6mm



Mónica



Mónica
Em prata com vidro transparente
In silver with clear glass
En argent avec verre transparent

Informar se a colocação é em base normal, cota 0 ou rebaixada . Inform whether the placement is at normal level, quota 0, or recess . Indiquer si le placement est au niveau ordinaire, quota zéro ou récréation.

ARQ630

Perfis . Profile . Profil
Acabamentos . Finishings . Finitions



Prata
Silver
Argent

Vidro . Glass . Verre

Transparente
Transparent
Transparent

Fosc. Jato areia
Sandblasting
Sablage
Novaglass Opaque

Dimensões . Dimensions Dimensions Standard (P)

80

90

100

Opção película de segurança . Security film option . Option film de sécurité



Transparente . Transparent
Transparent

Decorativo (outros) . Decorative (others)
Décoratif (autres)

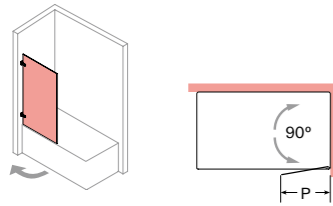
Notas . Notes . Notes

Acessórios em latão.
Perfis em alumínio.
Altura standard: 1500mm.
Vidro transparente e opaco reversível.
Dimensões não standard sob consulta.
Definir medidas exatas na encomenda.
Obrigatório indicar tipologia (ESQ/ DRT).

Accessories in brass.
Aluminium profiles.
Standard height: 1500mm.
Glass clear and opaque reversible.
Non standard dimensions: on request
Specify exactly dimensions on the order.
Typology required (LEFT / RIGHT).

Acessoires en laiton.
Profilés en aluminium.
Hauteur standard: 1500mm.
Verre transparent et opaque réversible.
Dimension non standard - Sur de mande / Devis.
Spécifier les mesures exactes lors de la commande.
Typologie requis (GAUCHE / DROITE).

ARQ630 Frontal . Front . Devant



Vidro 8mm
Glass 8mm
Verre 8mm



Com . With . Avec
Anti-calciário
Easy clean
Anti-calcaire



ARQ630

ARQ630
Em prata com vidro transparente
In silver with clear glass
En argent avec verre transparent



Informar se a colocação é em base normal, cota 0 ou rebaixada . Inform whether the placement is at normal level, quota 0, or recess . Indiquer si le placement est au niveau ordinaire, quota zéro ou récréation.

FC620

Perfis . Profile . Profil
Acabamentos . Finishings . Finitions



Preto Mate
Black mate
Mate noir



Prata
Silver
Argent



Outras cores sob consulta
Other colours on request
Autres couleurs sur demande

Vidro . Glass . Verre

Transparente
Transparent
Transparent

Fosc. Jato areia
Sandblasting
Sablage

Novaglass Opaque

Transparente
Transparent
Transparent

Fosc. Jato areia
Sandblasting
Sablage

Novaglass Opaque

Transparente
Transparent
Transparent

Fosc. Jato areia
Sandblasting
Sablage

Novaglass Opaque

Dimensões . Dimensions . Dimensions standard (F)

80

90

100

110

120

Opção película de segurança . Security film option . Option film de sécurité



Transparente . Transparent
Transparent

Decorativo (outros) . Decorative (others)
Décoratif (autres)

Notas . Notes . Notes

Perfis em alumínio.
Altura standard: 1500mm.
Obrigatório indicar tipologia (ESQ/ DRT).
Outros acabamentos sob consulta.

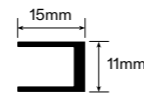
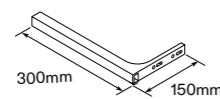
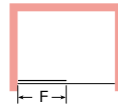
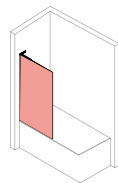
Aluminium profile.
Standard height: 1500mm.
Typology required (LEFT / RIGHT).
Other finishes on request.

Profils en aluminium.
Hauteur standard: 1500 mm.
Verre : autres finitions sur demande.
Typologie requis (GAUCHE / DROITE).
Autres finitions sur demande.

FC620 Frontal . Front . Devant

Fixador . Fixator . Fixateur

Perfil . Profile . Profil



Perfil
Profile
Profil



Vidro 8mm
Glass 8mm
Verre 8mm



Com . With . Avec
Anti-calcário
Easy clean
Anti-calcaire



FC620

FC620
Em prata com vidro transparente
In silver with clear glass
En argent avec verre transparent



Informar se a colocação é em base normal, cota 0 ou rebaixada . Inform whether the placement is at normal level, quota 0, or recess . Indiquer si le placement est au niveau ordinaire, quota zéro ou récréation.

Italbox

solutions

Soluções . Solutions
Solutions

Antes . Before
Avant



Solução simples e rápida de substituição de banheira para resguardo de duche com arrumação integrada.

Acessórios em latão: Prata, preto ou branco,
Perfis em alumínio Prata, preto ou branco,
Acabamento vidro: transparente, novaglass/serigrafado,
(outros acabamentos sob consulta), **Espessura do vidro:** 8mm
Outras dimensões sob consulta.

Simple and quick solution to replace a bathtub for a shower screen with storage included.

Brass accessories: chrome, black or white, **Silver aluminum profiles,** black or white, **Glass finish:** transparent, novaglass/screen-printed. (other finishes on request), **Glass thickness:** 8mm
Other dimensions on request.

Solution simple et pour remplacer la baignoire pour une paroi de douche avec separation de rangement.

Acessoires en laiton, argent, noir au blanc. **Finition du verre:** transparent, opaque / sablé(Autres finitions sur demande). **Verre trempé de 8mm.** Autres dimensions sur demande.

Depois . After
Après



Solução de divisão de espaço . *Space division solution*
Solution de division de l'espace

Solução de divisão de espaço, criando duas zonas com funções distintas mantendo as linhas simples e elegantes em todo o espaço da sua casa de banho.

Acessórios em latão Prata, preto e branco.
Perfis em alumínio Prata, preto ou branco.
Acabamento vidro: transparente, novaglass/serigrafado.
(outros acabamentos sob consulta)
Espessura do vidro: 8mm / 10mm
Outras dimensões sob consulta.

Space division solution, creating two zones with different functions, maintaining simple and elegant lines throughout your bathroom space.

Brass accessories: chrome, black or white.
Silver aluminum profiles, black or white.
Glass finish: transparent, novaglass/screen-printed.
(other finishes on request)
Glass thickness: 8mm / 10mm
Other dimensions on request

Solution de division entre deux espaces différents, qui fera l'espace de votre salle de bain simple et élégant

Accessoires en laiton argent, noir au Blanc
Profils en aluminium argent, noir au blanc
Verre transparent, opaque au sérigraphié
(D'autres finition, seulement sur devis)
Verre trempé de 8 mm / 10mm
D'autres dimension seulement sur devis



Italbox

shower trays

Bases de douche . Shower trays
Receveurs de douche

Stoneshale Minimal

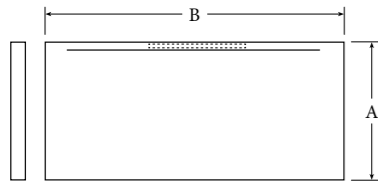
Acabamentos . Finishings . Finitions



Dimensões · Dimensions · Dimensions (A) / Largura · Height · Largeur

Dimensões · Dimensions · Dimensions (B) Comprimento · Weight · Longueur	70	80	90	100	120	140
70		-	-	-	-	-
80			-	-	-	-
90				-	-	-
100					-	-
110						-
120						-
130						-
140						-
150						-
160						-
170						-
180						-
190						-
200						-
220						-
250						-
280						-

Tolerância · Tolerance · Tolérance ± 2% Altura · Height · A taile 30mm



Notas . Notes . Notes

Base em outras cores (carta Ral) acrescenta 50€/uni.
 Nas medidas intermédias o preço é sobre a medida maior (ex: 164 x 78 = à medida 170 x 80).
 Corte para medidas intermédias: 40€/uni.
 Válvula, grelha e manual de aplicação/instalação incluídos.
 Definir medidas exactas na encomenda.

Others showertray colors (ral) adds 50€/un.
 In intermediate measures the price is on the largest measure (ex. 164 x 78 = 170 x 80 measurement).
 Cut for intermediate measures: 40€/un.
 Valve, grille and application/installation manual included.
 Specify exact sizes on the order.

Receveur dans d'autres couleurs (carte Ral couleur) + 50 €/unité.
 Dans les mesures intermédiaires, le prix est basé sur la dimension supérieur (ex : 164 x 78 = prix du receveur 170 x 80 + le prix de la découpe).
 Découpe de mesure intermédiaires + 40€/ unité (chaque découpe)
 Bonde, grille et notice d'installation inclus.
 Préciser les dimensions exact dans les bon de commande.



Stoneshale

Acabamentos . Finishings . Finitions



Branco
White
Blanc



Preto
Black
Noir

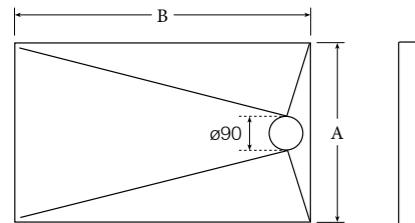


Areia
Sand
Sable

Dimensões · Dimensions · Dimensions (A) / Largura · Height · Largeur

Dimensões · Dimensions (B) Comprimento · Weight · Longueur	70	75	80	90	100	120
70		-	-	-	-	-
80				-	-	-
90					-	-
100						-
110						-
120						-
130						-
140						-
150						-
160						-
170						-
180						-
190						-
200						-
210						-
215						-

Tolerância · Tolerance · Tolérance ± 2% Altura · Height · A taile 30mm



Notas . Notes . Notes

Base em outras cores (carta Ral) acrescenta 50€/uni. Nas medidas intermédias o preço é sobre a medida maior (ex: 164 x 78 = à medida 170 x 80). Corte para medidas intermédias: 40€/uni. Válvula, grelha e manual de aplicação/instalação incluídos. Definir medidas exactas na encomenda.

Others showertray colors (ral) adds 50€/un. In intermediate measures the price is on the largest measure (ex. 164 x 78 = 170 x 80 measurement). Cut for intermediate measures: 40€/un. Valve, grille and application/installation manual included. Specify exact sizes on the order.

Receveur dans d'autres couleurs (carte Ral couleur) + 50 €/unité. Dans les mesures intermédiaires, le prix est basé sur la dimension supérieur (ex : 164 x 78 = prix du receveur 170 x 80 + le prix de la découpe). Découpe de mesure intermédiaires + 40€/ unité (chaque découpe) Bonde, grille et notice d'installation inclus. Préciser les dimensions exact dans les bon de commande.



Stoneshale Plus

Acabamentos . Finishings . Finitions



Branco
White
Blanc



Preto
Black
Noir



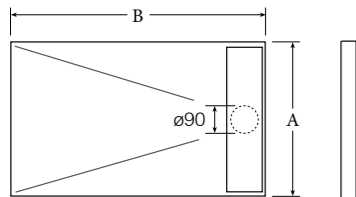
Areia
Sand
Sable

Dimensões · Dimensions · Dimensions (B)
Comprimento · Weight · Longueur

Dimensões · Dimensions · Dimensions (A) / Largura · Height · Largeur

	70	80	90
80	-	270 €	-
90	-	-	-
100			
110			
120			
130			
140			
150			
160			
170			
180			
190			
200			
210			

Tolerância · Tolerance · Tolérance ± 2% Altura · Height · A taile 30mm




Notas . Notes . Notes

Base em outras cores (carta Ral) acrescenta 50€/uni. Nas medidas intermédias o preço é sobre a medida maior (ex: 164 x 78 = à medida 170 x 80). Corte para medidas intermédias: 40€/uni. Válvula, grelha e manual de aplicação/instalação incluídos. Definir medidas exactas na encomenda.

Others showertray colors (ral) adds 50€/un. In intermediate measures the price is on the largest measure (ex. 164 x 78 = 170 x 80 measurement). Cut for intermediate measures: 40€/un. Valve, grille and application/installation manual included. Specify exact sizes on the order.

Receveur dans d'autres couleurs (carte Ral couleur) + 50 €/unité. Dans les mesures intermédiaires, le prix est basé sur la dimension supérieur (ex : 164 x 78 = prix du receveur 170 x 80 + le prix de la découpe). Découpe de mesure intermédiaires + 40€/ unité (chaque découpe) Bonde, grille et notice d'installation inclus. Préciser les dimensions exact dans les bon de commande.



Stoneshale Plus

Acrilica Extraplana

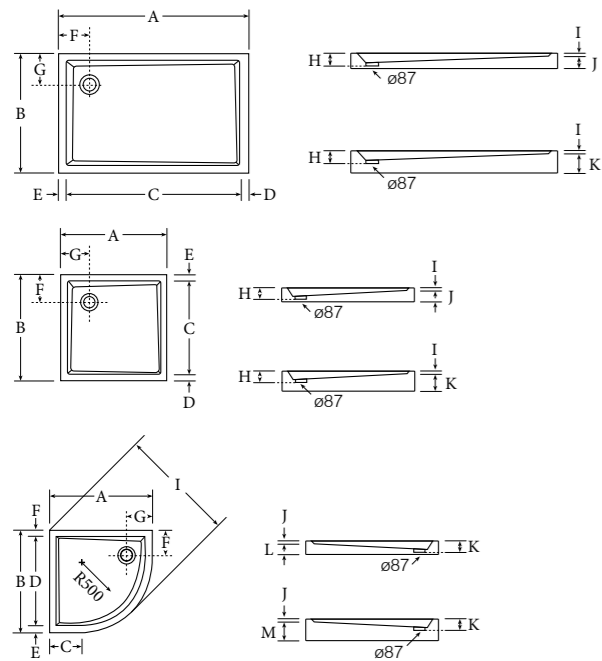
Acabamentos . Finishings . Finitions



Dimensões · Dimensions · Dimensions (B) / Largura · Height · Largeur

	70	75	80	90		80	90	100
Dimensões · Dimensions · Dimensions (B) Comprimento · Weight · Longueur	90				-	80		
	100					90		
	110					100		
	120							
	130							
	140							
	150							
	160							
	170							
	180							
190	-	-						
200	-	-						

Tolerância · Tolerance · Tolérance ± 2% Altura · Height · A taille 30mm




Notas . Notes . Notes

Base de duche Acrilica Extraplana, com ABA integral de 50 mm ou 100 mm (opcional).
 Altura interior da cuba de 25 mm .
 Fundo Liso.
 Válvula de descarga incluída.
 Definir medidas exactas na encomenda.

Acrylic Extraplana Showertray with 50 mm or 100 mm integral border;
 Interior height 25 mm;
 Smooth bottom;
 Outlet drain included.
 Specify exact sizes on the order.

Receveur de douche acrylique Extraplana avec bord intégral de 50 mm ou 100 mm ;
 Hauteur intérieure 25mm ;
 Fond lisse ;
 Bonde de douche inclus
 Préciser les dimensions exact dans les bon de commande.





Italbox

acessorio

Nicho de parede . *Wall niches*
Niches murales

Nook Abs

Acabamentos . Finishings . Finitions



300x300 mm

300x600 mm

Nook é uma coleção de nichos de parede, a solução perfeita para atualizar a sua casa de banho. Um complemento prático e elegante para qualquer espaço moderno: com design funcional, construção duradoura e diferentes opções de tamanho e cor, os nossos nichos de parede são a escolha perfeita para organizar os seus objetos essenciais com estilo. Elaborados com extrema precisão, estão disponíveis em duas opções de materiais de alta qualidade: ABS e solid surface, proporcionando uma série de benefícios para atender às suas preferências.

Nook is a collection of wall niches, the perfect solution for upgrading your bathroom or shower area. A practical and stylish addition to any modern space: with their functional design, durable construction, and multiple options in size and colour, our wall niches are the perfect choice for organizing your essentials in style. Crafted with utmost precision, they are available in two high-quality material options: ABS and solid surface, providing a range of benefits to suit your preferences.

Nook est une collection de niches murales, la solution parfaite pour améliorer votre salle de bain ou votre espace douche. Un ajout pratique et élégant à tout espace moderne : avec leur conception fonctionnelle, leur construction durable et leurs multiples options de taille et de couleur, nos niches murales sont parfaites choix pour organiser vos essentiels avec style. Fabriqués avec la plus grande précision, ils sont disponibles en deux options de matériaux de haute qualité: ABS et surface solide, offrant une gamme d'avantages adaptés à vos préférences.

ABS . 2 tamanho, 5 cores

ABS 2 size, 5 colours

ABS 2 taille, 5 couleurs

Tamanho . Size . Taille

300x300 - 300x600mm

Profundidade . Depth . Profondeur: 80mm




Nook Abs

Nook Solid Surface


Acabamentos . Finishings . Finitions



Branco
White
Blanc



Carrara



Marfil



Outras cores sob consulta
Other colours on request
Autres couleurs sur demande

300x300 mm

600x300 mm

890x300 mm

Os nichos de parede em solid surface incorporam a elegância na sua forma mais refinada. Com um design contínuo e elegante, integram-se perfeitamente na decoração de qualquer casa de banho. Além disso, a natureza não porosa do solid surface torna-o resistente a manchas e fácil de limpar, proporcionando uma solução de arrumação higiénica.

Our solid surface wall niches embody elegance at its finest. Featuring a seamless and sleek design, they effortlessly blend into any bathroom decor. Additionally, the non-porous nature of solid surface material makes it resistant to stains and easy to clean, providing a hygienic storage solution.

Nos niches murales en surface solide incarnent l'élégance à son meilleur. Dotés d'un design sans couture et élégant, ils se fondent sans effort dans n'importe quel décor de salle de bain. En plus, la nature non poreuse du matériau de surface solide le rend résistant aux taches et facile à nettoyer, offrant ainsi une solution de stockage hygiénique.

Solid Surface . 3 tamanho, 3 cores


Solid Surface 3 size, 3 colours

Solid Surface 3 taille, 3 couleurs

Tamanho . Size . Taille

300x300mm . 600x300mm . 890x300mm

Profundidade . Depth . Profondeur: 80mm



Nook Solid Surface

Complementos

Complementos . *Complements*
suppléments

Fabricados em alumínio, os perfis Italbox proporcionam alta resistência à corrosão, ideal para ambientes húmidos. Diversas opções de acabamento, permitem uma integração harmoniosa aos diferentes estilos de decoração.



Made from aluminum, Italbox profiles provide high resistance to corrosion, ideal for humid environments. Various finishing options allow a harmonious integration to different styles of decoration.

Fabriqué en aluminium, Les profilés Italbox offer une haute résistance à la corrosion, idéal pour les environnements humides. Diverses options de finition permettent une intégration harmonieuse aux différents styles de décoration.



Películas de segurança . Security film options
Films de sécurité

Desenvolvidas para proteger contra impactos fortes, as nossas películas adicionam uma camada extra de segurança. Com padrões exclusivos transformam o visual da sua casa de banho.

Developed to protect against strong impacts, our films add a extra layer of security. With exclusive patterns transform the look of your bathroom.

Développés pour protéger contre les chocs violents, nos films ajoutent une couche de sécurité supplémentaire. Avec des motifs exclusifs transforment le look de votre salle de bain.



FS fosco azul



FS canelado Y2




FS fosco



FS tecido dourado



FS canelado Y8



FS linho branco



FS fosco bronze



FS transparente



FS tecido dourado

Serigrafias standard . *Standard printing*
Impression standard

Com o processo de foscagem é possível personalizar o vidro da sua cabine de duche com padrões ou desenhos, tornando-se uma escolha prática e criativa para quem procura exclusividade e privacidade.

With the matting process it is possible to customize the glass in your shower cabin with patterns or designs, becoming a practical and creative choice for those looking for exclusivity and privacy.


Avec le processus de sablage, il est possible de personnaliser le verre de votre cabine de douche avec des motifs ou des dessins, devenant un choix pratique et créatif pour ceux qui recherchent l'exclusivité.



VS meio corpo



VSH
Banheira . Bathtub . Baignoires



VSH largo
Banheira . Bathtub . Baignoires



VSH largo
Duche . Shower . Douche



VS aleatório



VSH
Duche . Shower . Douche

Foscagem não standard sujeito a orçamento
non-standard sandblasting - only by budget
sablage non standard - sur demande



VSH largo
Duche . Shower . Douche

Ferragens . Hardware
Quincaillerie

Puxadores . Handles
Poignées



DOB-13
ARQ - Parede/vidro . Wall/glass . Mur/verre



DOB-11
FRAME - Vidro/vidro . Glass/glass . Verre/verre



DOB-12
ARQ - Vidro/vidro . Glass/glass . Verre/verre



PUX-11
DS



PUX-10
FRAME



DOB-10
FRAME - Parede/vidro . Wall/glass . Mur/verre



PIV-15
FRAME - Pivot inferior



PIV-10
FRAME - Pivot superior



DOB-15
IT123 - Vidro/vidro . Glass/glass . Verre/verre



PUX-25
Elisabete / Filipa/ Carolina



PUX-14
SB90/PR's/Maria/Madalena



PUX-16
IT123/ Tiny



PUX-18
IT's Correr



DOB-25
IT - Vidro/vidro . Glass/glass . Verre/verre



DOB-19
E920



DOB-23
SH - Vidro/vidro . Glass/glass . Verre/verre



DOB-24
SH - Parede/vidro . Wall/glass . Mur/verre



PUX-24
IT's Abrir



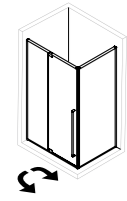
PUX-12
ARQ



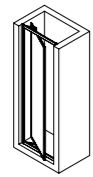
PUX-15
E's/Manuela/Mafalda

PVD

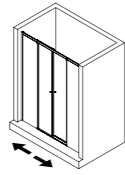
Portas de correr
Sliding doors . Portes coulissants



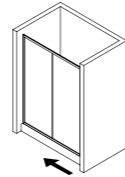
PV STEEL
150 c/ lateral
P.28



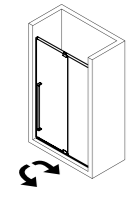
Tiny
P.36



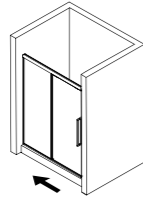
E130
P.52



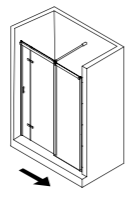
Teresa Base
P.66



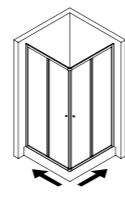
PV STEEL
150
P.30



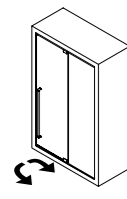
DS100
P.40



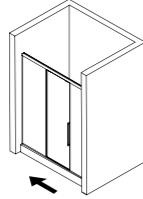
IT123
P.54



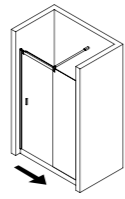
Filipa
P.68



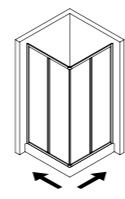
PV STEEL
150 Plus
P.32



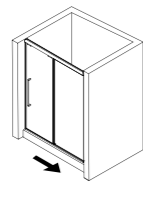
DS110
P.42



IT100
P.56



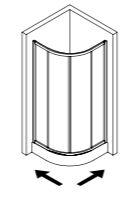
Rita
P.70



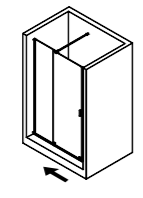
DS100 Plus
P.44



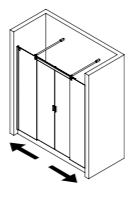
IT120
P.58



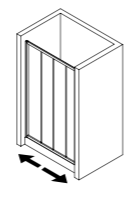
Rafaelo
P.72



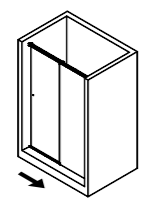
SB90
P.46



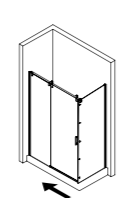
IT130
P.60



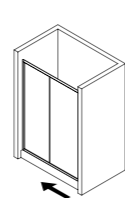
Elisabete Base
P.74



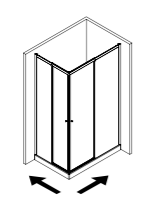
E100
P.48



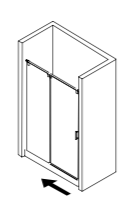
PR720
P.62



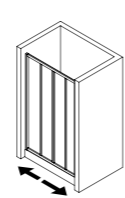
Carolina
P.76



E120
P.50

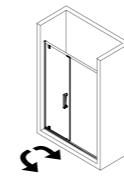


PR730
P.64

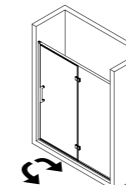


Milénio Base
P.78

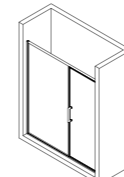
Portas de abrir
Opening doors . Portes battentes



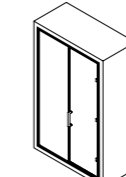
Frame Duplo
PV90
P.82



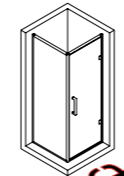
Frame 150
P.96



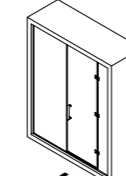
Frame 90
P.84



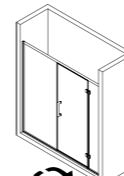
Frame 90 Plus
P.98



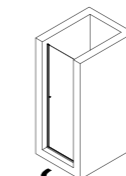
Frame 950
P.86



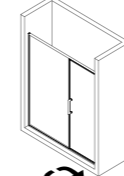
Frame 100 Plus
P.100



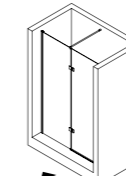
Frame 100
P.88



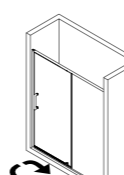
E920
P.102



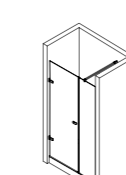
Frame PV90
P.90



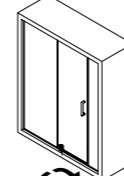
E300
P.104



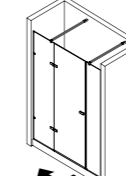
Frame PV150
P.92



ARQ90
P.106

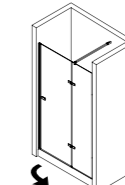


Frame PV100
Plus
P.94

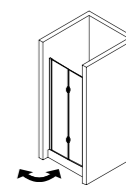


ARQ100
P.108

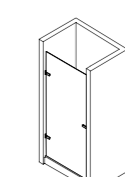
Portas de abrir
Opening doors . Portes battentes



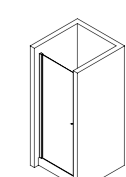
ARQ150
P.110



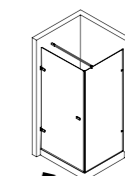
Madalena
P.124



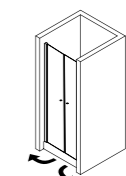
ARQ920
P.112



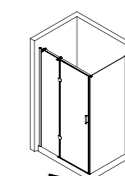
Manuela
P.126



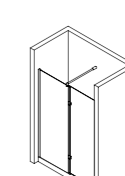
ARQ950
P.114



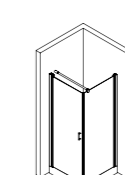
Mafalda
P.128



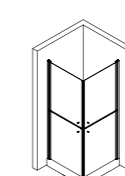
PR200
P.116



IT300
P.118



Maria
P.120



Ana
P.122

Gama de produtos . *Range products*
Gamme de produits

Acessórios . *Fittings*
Accessoires

Fixo
Fixed . Panneaux fixes

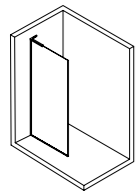
Portas de correr
Sliding doors . Portes coulissants

Portas de abrir
Opening doors . Portes battentes

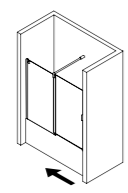
Fixo
Fixed . Panneaux fixes

Designação
Designation . Désignation

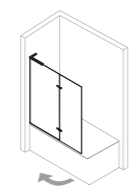
Designação
Designation . Désignation



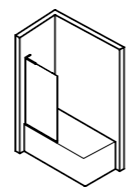
FC600
P:132



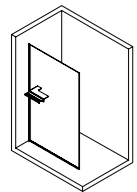
IT200
P:146



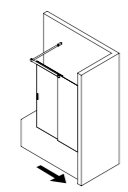
ARQ220
P:158



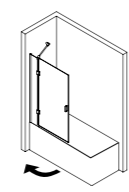
FC620
P:168



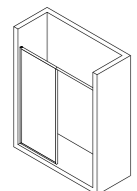
FP600
P:134



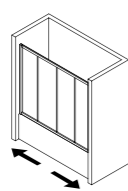
IT230
P:148



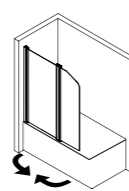
IT360
P:160



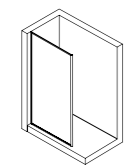
Frame Fixo
P:138



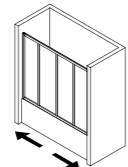
Elisabete
Banheira
P:150



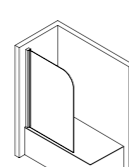
Mara Dupla
P:162



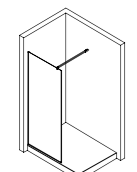
Frame Fixo Plus
P:140



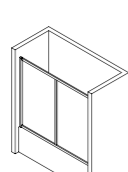
Milénio
Banheira
P:152



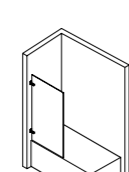
Mónica
P:164



ARQ600
P:142



Teresa
Banheira
P:154



ARQ630
P:168



Fixador lateral



Tampa esq+dir



Fixador de vidro it



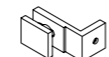
Anilha de fixação nylon 20 un.



Batente Filipa



Remate arq



Cantoneira canto + tampa arq



Tampa perfil de parede



Tampa frame



Tampa redonda nylon 20 Un.



Tampa nylon sextavada 20 un.



Tampa pr



Tampa it



Tampa Filipa



Tampa de canto Rita



Canto Filipa



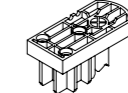
Canto Rita



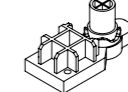
Suporte drt madalena



Suporte esq madalena



Suporte superior mónica



Suporte inferior mónica



Rolamento teresa, Rita, milénio branco



Rolamento teresa, Rita, milénio preto



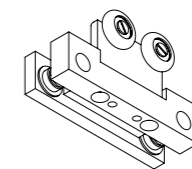
Rolamento Rafaelo branco



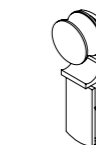
Rolamento Rafaelo preto



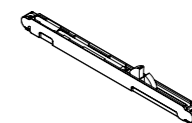
Rolamento cabine sb90



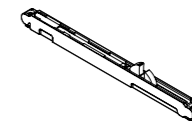
Sistema de rolamento cabine
DoubleSlide



Conjunto rolamento pr



Soft-close 50kg



Soft-close 70kg



Dobradiça it



Dobradiça pr690



Conjunto de suporte
rolamento it



Fixador clean

Acessórios . *Fittings*
Acessoires

Designação
Designation . Désignation

	Dobradiça arq 2025 parede - vidro
	Dobradiça arq 2025 vidro - vidro
	Dobradiça E920
	Dobradiça E300
	Dobradiça FRAME v/v 8mm
	Dobradiça FRAME v/v 10mm
	Dobradiça mola v/v 8mm - 10mm
	Dobradiça mola p/v 8mm - 10mm
	Remate de canto do perfil de vedação oval
	Perfil U arq.
	Perfil vedação oval
	Perfil de vedação da porta
	Guia da porta IT drt.
	Guia da porta IT esq.
	Guia doubleslide porta drt.

Designação
Designation . Désignation

	Guia doubleslide porta esq.
	Fixador 90° quadrado
	Fixador 90° Redondo
	Fixador cruzeta quadrada
	Fixador cruzeta redondo
	Fixador inclinado
	Fixador universal 45°
	Toalheiro ARQ
	Toalheiro PR
	Toalheiro FRAME

Designação
Designation . Désignation

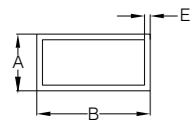
	Puxador IT123
	Puxador portas de correr
	Puxador portas de abrir
	Puxador ARQ
	Puxador MARIA
	Puxador MANUELA
	Puxador asa dupla c/ 300mm (FRAMES)
	Puxador asa dupla c/ 600mm (DS)

Designação
Designation . Désignation

	Vedante V6mm ALA 15 c/ 2 metros	E100, E120, E130, IT100, IT120, IT130 (aplicação vertical) IT360, IT200, IT230 (aplicação vertical) ELISABETE (BANHEIRA) (aplicação vertical) cabines especiais de altura > 2000mm
	Vedante V6mm ALA 8 c/ 2 metros	RITAS, TERESAS, MILÊNIO (aplicação vertical)
	Vedante V8mm ALA 11 c/ 2 metros	PR'S: (cortar pela medida da porta) 100, 150, 200, 300, 400, 800, 920, 950, 970 (aplicação horizontal) ARQ'S: (cortar pela medida da porta) 90, 100, 150, 200, 920, 950 (aplicação horizontal)
	Vedante V8 ALA 6	PR730, PR720, SB90
	Vedante V8mm ALA 21 c/ 2 metros	PR'S: 100, 150, 200, 300, 400, 800, 920, 950, 970 ARQ'S: 90, 100, 150, 200, 920, 950 ARQ 630, PR 650 (c/ 1500mm) MONICA (c/ 1500mm) (aplicação vertical*) cabines especiais de altura > 2000mm
	Vedante 536	RITA, RAFAELO, TERESA, MILÊNIO (uniões)
	Vedante calha u 5+5	DOUBLE-SIDE, FRAME (aplicação vertical / horizontal)
	Vedante V8 ABA RÍGIDA c/ 2 metros	ARQ'S: 90, 100, 150, 200, 920 PR'S: 100, 150, 400, 920, 950, 970 (aplicação vertical) cabines especiais de altura > 2000mm
	Vedante balão V6 / V8 mm c/ 2 metros	cabines especiais (aplicação vertical / horizontal)
	Vedante balão V10 mm c/ 2 metros	FRAME PLUS ENTRE PAREDES, FRAME CANTO (aplicação vertical / horizontal) cabines especiais v10mm
	Vedante V6 ALA 17 c/ 2 metros	MARA DUPLA (aplicação horizontal) IT'S: 300, 350, 360 MADALENA, LEONOR, SILVIA, MARIA MARA SIMPLES (aplicação horizontal)
	Vedante V6 ALA 13 c/ 2 metros	ANA, MAFALDA, MANUELA (aplicação horizontal) MÓNICA (aplicação horizontal)
	Vedante V8 ALA 11	FRAMES
	Magnetico 45° V6 / V8 c/ 2 metros	ELISABETE BANHEIRA E120, E130, IT123, IT120, IT130, IT300, IT300 c/ lat.: LEONOR, LEONARDO, MARIA, ANA, MADALENA, MANUELA (metalizada), SILVIA, MAFALDA, INÉS, FILIPA, LEONARDO, ELISABERE BASE
	Magnetico V8 / V10 c/ 2 metros	MODELOS FRAMES, MODELOS FRAME PLUS
	Magnetico V8 / V8 c/ 2 metros	MODELOS FRAMES, MODELOS FRAME PLUS

Perfis de compensação . *Compensation profiles*
 Perfilés de compensation

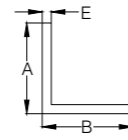
Tubo **Metro . Meter . Mètre**



Acabamentos . Finishings . Finitions

A	B	E	Branco White Blanc	Prata Silver Argent
15	15	2		
25	25	1,5		
30	25	1,5		
30	30	2		
40	40	1,6		
40	20	1,7		
40	30	2		
50	20	1,5		
60	30	1,2		

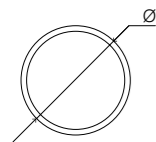
Cantoneiras **Metro . Meter . Mètre**



Acabamentos . Finishings . Finitions

A	B	E	Branco White Blanc	Prata Silver Argent
15	15	1,5		
20	20	1,5		
30	30	2,3		
50	50	6		
60	40	2		
40	40	2		

Tubo (redondo) **Metro . Meter . Mètre**



Acabamentos . Finishings . Finitions

Ø	Branco White Blanc	Prata Silver Argent
8		
16		

technical info

Informação técnica . *Technical information*
Informations techniques

Vidro sem película de segurança . *Glass without security film*
Verre sans film sécurité



Vidro com película de segurança . *Glass with security film*
Verre avec film sécurité



Desenvolvidas para proteger contra impactos fortes, as nossas películas adicionam uma camada extra de segurança. Este sistema reduz os riscos de estilhaçamento em impactos fortes, mantendo os fragmentos de vidro unidos em caso de quebra, o que diminui significativamente as possibilidades de ferimentos e danos.

Developed to protect against strong impacts, our films add an extra layer security. This system reduces the risk of shattering in strong impacts, keeping the glass fragments together in case of breakage, which significantly reduces the possibilities of injury and damage.

Développé pour protéger contre les forts impacts, nos films ajoutent une couche supplémentaire sécurité. Ce système réduit le risque d'éclatement avec forts impacts, gardant les fragments de verre ensemble en cas de casse, ce qui réduit considérablement les possibilités de blessures et de dommages.

Anti-calcário . *Easy clean*
Anticalcaire



Italbox



Com o tratamento Anti-Calcário da Italbox com base na nanotecnologia da Diamon Fusion International, promovemos vantagens para a utilização diária e para o meio ambiente.



Sem tratamento . *No treatment* . Aucun traitement



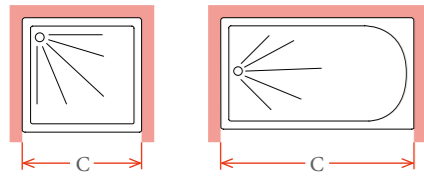
Com tratamento . *With treatment* . Avec traitement

With easy clean treatment from Italbox based on nanotechnology from Diamond Fusion International, we promote benefits for daily use and the environment.

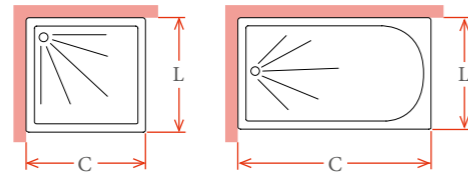
Avec traitement anticalcaire d'Italbox basé sur la nanotechnologie de Diamond Fusion International, Nous promovons les bénéfices pour l'usage quotidien et l'environnement.

Conselhos de medidas . *Measure method*
Conseils de mesures

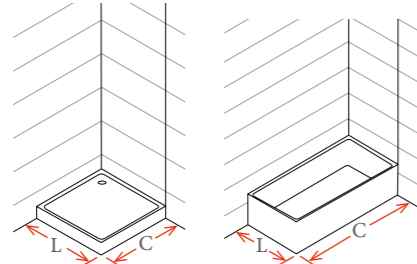
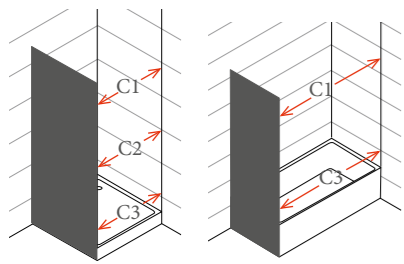
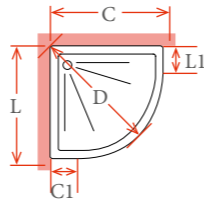
Posição 1 . Position 1 . Position 1



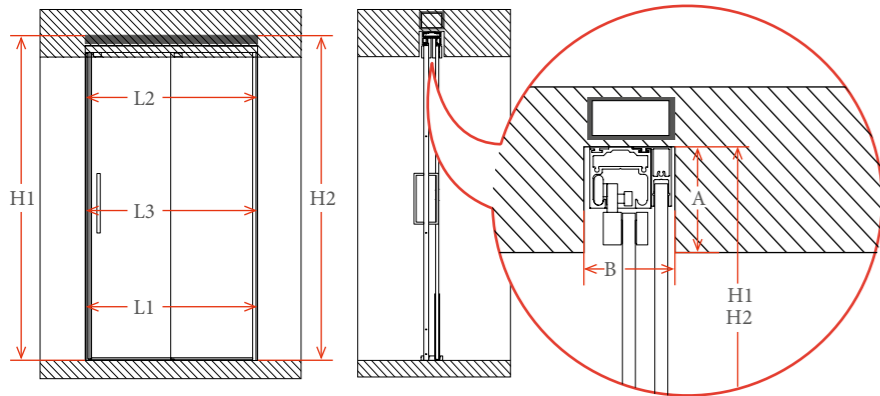
Posição 2 . Position 2 . Position 2



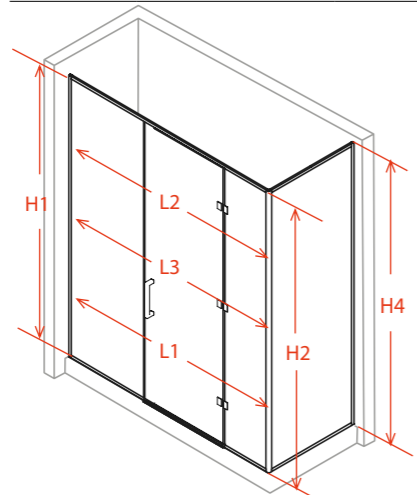
Posição 3 . Position 3 . Position 3



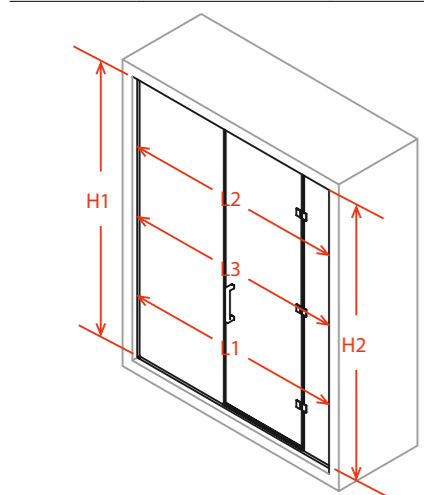
Posição 4 . Position 4 . Position 4



Posição 6 . Position 6 . Position 6

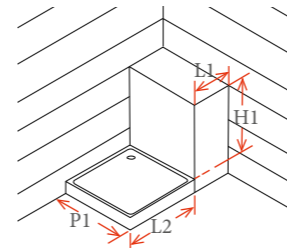


Posição 5 . Position 5 . Position 5

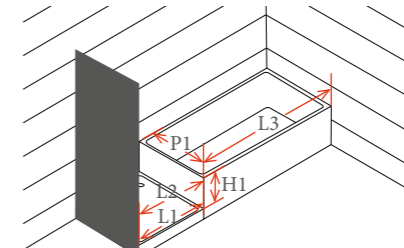


Exemplos de instalação . *Installation examples*
Exemples d'installation

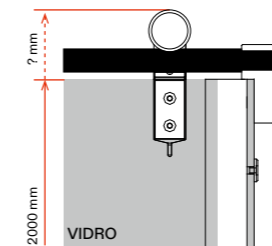
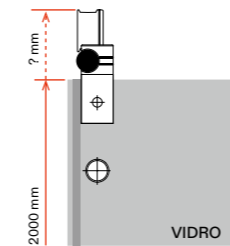
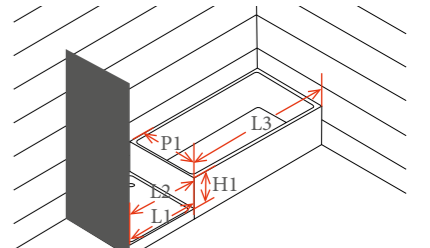
Espaço com murete
Space with low wall
Espace avec mur



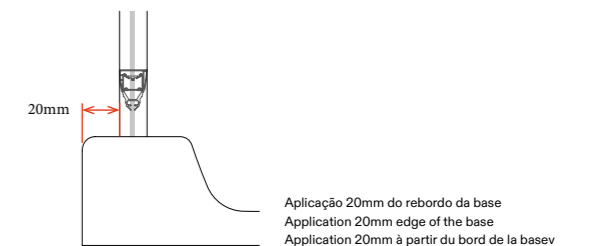
Espaço com base e banheira
Space with showertray and bathtub
Espace avec receveur et baignoire



Base entre quatro paredes
Showertray between four walls
Receveur entre 4 murs



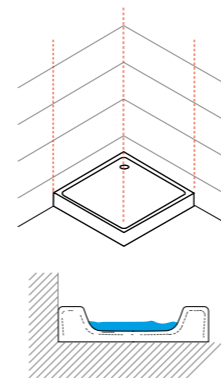
Altura do resguardo - sistema de fixação
Height of the cabin - fixation systems
Hauteur de l'écran - systèmes de fixation



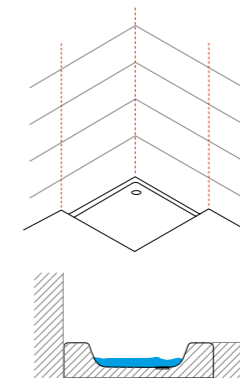
Aplicação 20mm do rebordo da base
Application 20mm edge of the base
Application 20mm à partir du bord de la base

Tipos de base . Shower tray tape . Type de receveur de douche

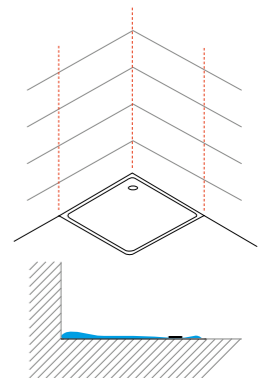
Normal . Normal . Ordinaire



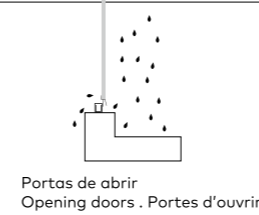
Rebaixo . Recess . Récréation



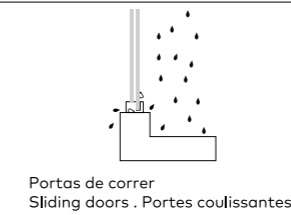
Cota zero . Zero quota . Quota zero



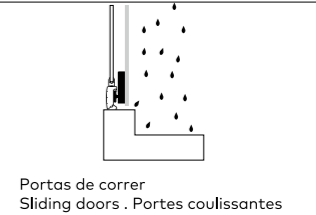
Estanqueidade . Lightness . Étanchéité



Alta estanqueidade
High leak-tightness
Haut étanchéité



Muito alta estanqueidade
Very high leak-tightness
Très haute Étanchéité



Máxima estanqueidade
Maximum leak-tightness
Étanchéité maximale

* Possíveis infiltrações apenas com água direcionada em áreas específicas.
Possible leaks only with directed water in specific areas.
Infiltrations possibles uniquement avec de l'eau dirigée dans des zones spécifiques



PT

A Itabox é uma empresa de resguardos de duche que aplica o seu saber desde 1999, no desenvolvimento de sistemas de banho adequados a estilos de vida diversos. Os resguardos Itabox são submetidos a rigorosos testes de segurança e qualidade para que chegue ao consumidor final produtos de qualidade.

Marcação CE

Os resguardos de duche em vidro comercializados pela Itabox são abrangidos pelo regulamento (EU) N° 305/2011, que estabelece condições harmonizadas para a comercialização de produtos de construção, o que quer dizer que, todos os nossos produtos em vidro são ensaiados e controlados segundo as disposições de um referencial normativo específico para resguardos de duche. EN 14428:2004+A1:2007

Esta norma estabelece os requisitos e métodos de ensaio aplicáveis aos resguardos de chuveiro. São ensaiadas as características essenciais relevantes para resguardos, quer dizer com isto que as características que poderiam de alguma forma comprometer a segurança do utilizador ou o desempenho para o qual são concebidos são previamente testados e sujeitos a aprovação.

Garantias e certificados

Todos os produtos Itabox são fabricados com materiais e componentes de elevada qualidade. Os vidros utilizados nos resguardos são vidros de segurança temperados termicamente o que lhe confere uma elevada resistência ao impacto. Todos os elementos em alumínio são certificados o que nos permite ter garantia relativamente à sua qualidade.

Os componentes em latão e aço inox são submetidos a rigorosos ensaios em laboratórios acreditados. O resumo final só poderia ser um produto com a máxima garantia de um elevado grau de qualidade.

Vidro temperado

Segundo a norma vidro EN12150-1:2015.

Os nossos fornecedores de vidro asseguram os ensaios às características essenciais do vidro temperado a fim dar cumprimento ao regulamento (EU) N°305/2011.

Perfis de alumínio

Lacagem e anodização de acordo com a norma europeia EN ISO2409 e ISO7599. Certificado Qualicoat e Qualanod. Extrusão de acordo com a norma europeia EN 12020 -2, características mecânicas de acordo com a norma EN 755 - 2 e certificação química de acordo com a norma EN 573.3.

Materiais auxiliares

As peças metálicas são fabricadas para corresponder de modo satisfatório aos esforços que são submetidos. A tornearia empregada por Itabox é fabricada em latão cromado de alta qualidade e em aço Inox 316.

Espelhos

Segundo a norma EN1036-2:2008.

Os nossos fornecedores de espelhos asseguram os ensaios às características essenciais dos espelhos a fim dar cumprimento ao regulamento (EU) N° 305/2011.

Certificação do Sistema de Gestão da Qualidade e Ambiente

Para que possamos transmitir ainda mais confiança aos nossos clientes a Itabox viu a necessidade de otimizar e estabelecer novos processos internos de modo a dar uma resposta de mercado mais eficaz e assegurar o comprometimento com os referenciais normativos, NP EN ISO 9001 e 14001. Atualmente a empresa encontra-se em fase de implementação do sistema integrado Qualidade e Ambiente.

Pretendemos fazer chegar ao nosso cliente um produto e serviço de qualidade a fim de alcançar a sua satisfação a todos os níveis.

Dispomos de um controlo da qualidade ao longo de toda a fabricação que visa o cumprimento de todos os requisitos legais e normativos.

Cromio 6

Os resguardos de duche adquiridos na Itabox, não contém cromo 6.

EN

Itabox is a company of shower cabins, which applies its knowledge since 1999, in the developing of bath systems suitable for several life styles. The Itabox cabins are subjected to rigorous safety and quality tests in order to arrive to the final consumer, quality products.

CE marking

The glass shower cabins commercialized by Itabox are covered by the Regulation (EU) N° 305/2011 which establish harmonized conditions for the commercialization of construction products, which means that all of our glass products are tested and controlled in accordance with the provisions of a specific normative referential for shower cabins. EN 14428:2004+A1:2007

This norm establishes the requirements and test methods applicable for shower cabins. The essential characteristics relevant to the cabins are tested. That means that the characteristics that could in any way compromise the user's safety or the performance which it is designed for are tested and subject to approval.

Guarantees and certificates

All Itabox products are manufactured with high quality materials and components. The glass used in the cabin is safety thermally tempered glass which gives a high impact resistance. All aluminum elements are certified which gives us a degree of confidence concerning the factory control and its quality. The components in brass and Inox steel are subjected to rigorous testing in accredited laboratories.

The final summary could only be a product with a maximum guarantee of a high quality degree.

Tempered glass

According to the glass norm EN12150-1:2015.

Our glass suppliers ensure tests of the essential characteristics of the tempered glass to comply with the regulation (EU) N° 305/2011.

Aluminium profiles

Lacquering and anodisation according to the European Norm EN ISO2409 and ISO7599, Certificate Qualicoat and Qualanod. Extrusion according to the European norm EN12020 -2, mechanical characteristics according to the norm EN 755-2 and chemical certification according to EN 573.3.

Auxiliary materials

The metal pieces are manufactured to meet in a satisfactory way, the efforts that are submitted. The turnery employed by Itabox is manufactured in chromed brass with high quality and 316 Inox steel.

Mirrors

According to the norm EN1036-2:2008.

Our mirror suppliers ensure test of the essential characteristics of the mirror to comply with the regulation (EU) N° 305/2011.

Certification of the Quality Management and Environment System

So we can transmit further confidence to our customers, Itabox saw the need to optimize and establish new internal processes in order to give a market answer more effective and to ensure the commitment to the normative references, NP EN ISO 9001 and 14001. Currently, the company is in an implementation process of the quality and environment integrated system.

We intend to give to our clients a product and service with quality in order to achieve their satisfaction.

We have a quality control along the whole production process which aims to comply with all the legal and normative requirements.

Cromio 6

Shower enclosures purchased from Itabox do not contain chromium 6.

FR

Itabox est une société de parois de duche qui applique son savoir depuis 1999, dans le développement de systèmes appropriés aux styles de vie divers. Les parois Itabox sont soumis à des rigoureux essais de sécurité et qualité pour arriver au consommateur finale des produits de qualité.

Marquage CE

Les parois de duche en verre commercialisé par Itabox sont compris par le règlement (EU) N° 305/2011, qui établit des conditions harmonisées pour la commercialisation de produits de construction, ce qui signifie, que tous nos produits en verre sont testés et contrôlés selon les dispositions d'une norme de référence spécifique pour les parois de duche. EN 14428:2004+A1:2007

Cette norme établit les réquisit et les méthodes d'essais applicables aux parois de duche. Sont testées les caractéristiques essentielles pour les parois, en voulant dire avec ça que les caractéristiques qui pourraient d'une certaine façon compromettre la sécurité de l'utilisateur ou la performance pour lequel ils sont conçus, sont testés et soumis à l'approbation.

Garanties et Certificats

Tous les produits Itabox sont fabriqués avec des matériaux et composants de haute qualité. Le verre utilisé dans les parois est du verre de sécurité trempé thermiquement, ce qui lui donne une haute résistance à l'impact. Tous les éléments en aluminium sont certifiés ce qui nous donne un degré de confiance relativement à son contrôle en usine et sa qualité. Les composants en laiton et en acier inoxydable sont soumis à des tests rigoureux dans des laboratoires accrédités. Le résumé final ne pouvait être qu'un produit avec une garantie maximale d'un degré élevé de qualité.

Verre trempé

Selon la norme verre EN12150-1:2015.

Nos fournisseurs de verre assurent les essais aux caractéristiques essentielles du verre trempé pour l'exécution du règlement (EU) N°305/2011.

Profils en aluminium

Laquage et anodisation selon la norme européenne EN ISO2409 et ISO7599. Certificat Qualicoat et Qualanod. Extrusion selon la norme européenne EN 12020 -2, caractéristiques mécaniques selon la norme EN 755 - 2 et certification chimique selon la norme EN 573.3.

Miroirs

Selon la norme EN1036-2:2008.

Nos fournisseurs de miroirs assurent les essais aux caractéristiques essentielles du miroir pour l'exécution du règlement (EU) N° 305/2011.

Matériaux auxiliaires

Les pièces Argent sont fabriqués pour répondre de manière satisfaisante aux efforts qui sont soumis. Le tournage employée par Itabox est fabriqué en laiton argent de haute qualité et en acier inoxydable 316.

Certification du Système de Gestion de la Qualité et Environnement

Pour que nous puissions transmettre encore plus de confiance à nos clients, Itabox a vu la nécessité d'optimiser et de mettre en place de nouveaux processus interne afin de donner une réponse de marche plus efficace et de garantir l'engagement avec les références normatives, NP EN ISO 9001 e 14001. Actuellement, l'entreprise est dans la mise en oeuvre du système intégré qualité et environnement. Nous avons

l'intention de faire atteindre à nos clients un produit et un service de qualité afin de parvenir votre satisfaction.

Nous avons un contrôle de qualité tout au long de la fabrication qui cherche à se conformer à toutes les exigences légales et réglementaires.

Cromio 6

Les paroi de douche acquise chez Itabox, ne contient pas de chrome 6.

Condições de venda . *Sales conditions* Conditions generales de vente

PT

- 1 Ordens de compra**
 - 1.1** Todas as ordens de compra são válidas mediante a confirmação escrita da Italbox, S.A. As ordens podem ser parcialmente executadas e os preços de venda, bem como as condições gerais de venda são aquelas que se tornam válidas no momento da aprovação escrita.
 - 1.2** Cancelamento da ordem de compra.
Nenhuma ordem de compra pode ser cancelada sem uma aprovação prévia da Italbox, S.A., a qual debitará todos os custos e despesas que possam decorrer do cancelamento.
- 2 Prazo de entrega**

Os prazos de entrega são meramente indicativos, não são obrigatórios e em nenhum caso podem ser utilizados para justificar atrasos de pagamento e compensação por danos. No caso do prazo de entrega seja indispensável para o comprador, este deverá especifica-lo por escrito no momento de fazer o pedido.
- 3 Preços**
 - 3.1** Os preços que constam na tabela são válidos para entregas “ex-works” (intercoms 1990), os custos de transporte vêm especificados na factura.
 - 3.2** Os preços constantes na tabela não incluem IVA e podem ser alterados sem aviso prévio.
- 4 Termos de pagamento**

Os pagamentos são os que constam na factura, quando não vigorar outro tipo de acordo. Em caso de atraso total ou parcial de pagamento, a Italbox, S.A., Tem direito a receber 4% de juros por mês e reserva-se o direito de suspender o fornecimento de material.
- 5 Embalagem**

O preço inclui a embalagem. As caixas de madeira ou paletes, que são necessárias eventualmente para uma grande parte dos produtos mais frágeis, serão debitados no custo.
- 6 Transporte e reclamações**

Os riscos de transporte dos bens são suportados pelo comprador. O consignatário tem de verificar os bens quando eles são entregues e reclamar qualquer discrepância verificada no momento da entrega.
- 6.1** As reclamações são consideradas válidas apenas se forem comunicadas através de uma carta registada no prazo máximo de 8 dias a contar da data de entrega.
- 7 Garantia**
 - 7.1** Garantia de 3 anos contra todo o defeito de fabricação, excepto os vidros temperados. Garantia de stock de material para resguardos com menos de 10 anos da data da compra. Garantia de instalação, quando realizada pelos nossos instaladores oficiais Italbox.
 - 7.2** A garantia não cobre deteriorações não imputáveis ao produto, ou derivados de negligência na sua manipulação. A Italbox, S.A., Tem o direito de implementar qualquer alteração nas suas condições, que seja considerada apropriada ou necessária por razões técnicas ou comerciais
- 8 Condições gerais de venda**

As condições gerais de venda são consideradas aceites no momento da ordem de compra. Sempre que for necessário será feita uma referência ao código civil português. Em caso de litígio ambas as partes se submeter à jurisdição da marca de águeda.
- 9 Anulações**

Só são aceites anulações de encomendas 24horas após a receção do email da confirmação da encomenda enviada pela Italbox.
- 10 Devoluções**

Não se aceita nenhuma devolução que não tenha sido previamente autorizada pela Italbox, S.A. e que não chegue as nossas instalações acompanha do documento que justifique as causas e a decisão tomada (autorização de devolução).

Condições de venda . *Sales conditions* Conditions generales de vente

EN

- 1 Purchase orders**
 - 1.1** All purchase orders are valid only following to Italbox, S.A. written approval. The orders can be partially despatched and the applicable selling prices as the applicable General Sales Conditions are the ones valid at the time of the written approval.
 - 1.2** Purchase order cancellation. No purchase order can be cancelled without prior approval from Italbox, S.A., the latest is anyhow entitled to charge the expenses and the costs arising from any cancellation.
- 2 Delivery deadlines**

Delivery times are merely indicative and are not mandatory. Under no circumstances can they be used to justify delays in payment or compensation for damages. If the delivery time is crucial for the buyer, this must be specified in writing at the time of placing the order.
- 3 Prices**
 - 3.1** The prices listed in the price list are valid for “Ex-Works” deliveries (Intercoms 1990).
 - 3.2** The prices in the price list do not includes VAT and can be modified at short notice.
- 4 Payment terms**

Payments are those listed in the commercial invoice, when not otherwise adreed. In case of total or partial delay payment Italbox, S.A. is entitled to charge with 4% interests per each month, and can interrupt all deliveries.
- 5 Packaging**

The price includes packaging. Wooden boxes or pallets, which may be necessary for a large portion of the more fragile products, will be charged at cost.
- 6 Transport and complaint**
 - 6.1** The risks of transporting goods are borne by the buyer. The consignee must inspect the goods at the time of delivery and report any discrepancies immediately.
 - 6.2** Claims will only be considered valid if communicated by registered mail within a maximum period of 8 days from the date of delivery.
- 7 Guarantee**
 - 7.1** A 3-year warranty against manufacturing defects. Installation warranty applies when carried out by our official Italbox installers.
 - 7.2** The warranty does not cover damages not attributable to the product, or those resulting from negligence in handling. ITALBOX, S.A. reserves the right to implement any changes to its conditions that it deems appropriate or necessary for technical or commercial reasons.
- 8 General sales conditions**

the general sales conditions are considered fully accept following to the purchase order issue. When the context otherwise requires reference is made to the Portugal Civil Code. For any dispute, controversy or claim arising out of relating to these sales conditions shall be finally settled by the competent Court in Águeda (Portugal).
- 9 Anulations**

Anulations of orders only are accepted 24 hours after the receipt of the email of the order confirmation sent by Italbox.
- 10 Devolutions**

We do not accept any devolution that have not been previously authorized by Italbox, S.A or does not have any document justifying the causes and the decision (Devolution Authorization).

FR

- 1 Commandes**
 - 1.1** Toute commande d’achat n’est valable qu’après approbation écrite d’Italbox, S.A. Les commandes peuvent être livrées partiellement et les prix de vente applicables, ainsi que les Conditions Générales de Vente applicables, sont ceux en vigueur à la date de l’approbation écrite.
 - 1.2** Aucune commande d’achat ne peut être annulée sans l’accord préalable d’Italbox, S.A., laquelle se réserve le droit de facturer les frais et coûts résultant de toute annulation.
- 2 Délais de livraison**

Les délais de livraison sont donnés à titre indicatif et ne sont pas contractuels. Ils ne peuvent en aucun cas justifier un retard de paiement ni donner lieu à une indemnisation pour dommages. Si le délai de livraison est essentiel pour l’acheteur, celui-ci doit le préciser par écrit lors de la passation de la commande.
- 3 Prix**
 - 3.1** Les prix figurant dans la liste de prix sont valables pour des livraisons « Ex-Works » (Incoterms 1990).
 - 3.2** Les prix indiqués ne comprennent pas la TVA et peuvent être modifiés sans préavis.
- 4 Modalités de paiement**

Lespaiements sont ceux indiqués sur la facture commerciale, sauf accord contraire. En cas de retard de paiement total ou partiel, Italbox, S.A. est en droit de facturer des intérêts de 4 % par mois et d’interrompre toutes les livraisons.
- 5 Emballage**

Le prix comprend l’emballage. Les caisses en bois ou palettes, pouvant être nécessaires pour certains produits plus fragiles, seront facturées au prix de revient.
- 6 Transport et reclamatiois**
 - 6.1** Les risques liés au transport des marchandises sont à la charge de l’acheteur. Le destinataire doit vérifier la marchandise au moment de la livraison et signaler immédiatement toute anomalie.
 - 6.2** Les réclamations ne seront prises en compte que si elles sont communiquées par lettre recommandée dans un délai maximum de 8 jours à compter de la date de livraison.
- 7 Garantie**
 - 7.1** Garantie de 3 ans contre les défauts de fabrication. La garantie d’installation s’applique uniquement lorsque celle-ci est réalisée par les installateurs officiels Italbox.
 - 7.2** La garantie ne couvre pas les dommages non imputables au produit ni ceux résultant d’une mauvaise manipulation ou de négligence. ITALBOX, S.A. se réserve le droit d’apporter toute modification à ses conditions qu’elle jugera appropriée ou nécessaire pour des raisons techniques ou commerciales.
- 8 Conditions générales de vente**

Les conditions générales de vente sont considérés acceptées lors du bon de commande. Si nécessaire sera fait une référence au Code civil du Portugal. En cas de litige, l’exportateur et l’acheteur doivent se soumettre à l’a juridiction du tribunal compétent de Águeda (Portugal).
- 9 Annulations**

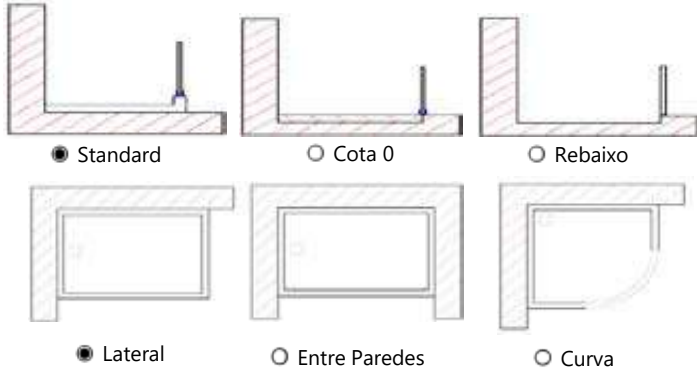
Ils ne sont acceptées que les annulations de commandes 24 heures après avoir reçu la confirmation de commandes de chez Italbox - envoyer par email.
- 10 Dévolutions**

On accepte aucune dévolution qui ne soit été préalablement autorisées par Italbox, S.A. et qui ne soit pas accompagnés, dans nos installations, par un document justifiant les causes et la décision (autorisation de dévolution).

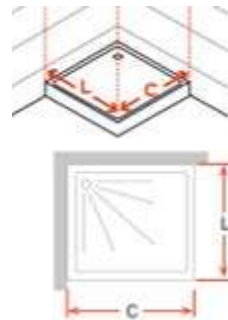
DADOS DO LOCAL DE INSTALAÇÃO [-/0]

MORADA I.S.	<input type="text"/>	ACESSOS	Piso	<input type="text"/>	Estacionamento	<input type="text"/>
PAREDES	<input type="text"/>		Elevador	<input type="text"/>	Manobrabilidade dos vidros	<input type="text"/>
REVESTIMENTO	<input type="text"/>		Localização das tubagens	<input type="text"/>	Meios de mov. cargas	<input type="text"/>
OUTROS	<input type="text"/>					

BASE [-/0]



LATERAL




C	<input type="text"/>
L	<input type="text"/>

MODELO A INSTALAR [-/0]


MODELO REF.	<input type="text"/>	MEDIDAS DE CATÁLOGO	<input type="text"/>
SIT. ESPECIAL N.º	<input type="text"/>	SILICONE	Definir cor
ACABAMENTO	<input type="text"/>		

ALTURA	<input type="text"/>	ANTICALCÁRIO	<input type="text"/>
VIDRO	<input type="text"/>	PELÍCULA	<input type="text"/>
ALTURA STANDARD		<input type="text"/>	



H	<input type="text"/>
H1	<input type="text"/>
H2	<input type="text"/>

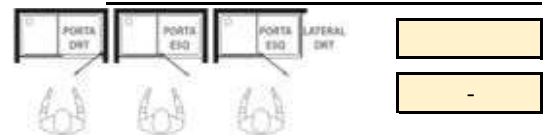
LADO DO LATERAL



Afastamento à parede:

D

ABERTURA DA PORTA



Preenchido por:

Data da emissão: / /

Estado da Retificação:

Observações do cliente:

Valor a Cobrar:
(IVA não Incluído)

Assinatura do Cliente:

ITALBOX®

Z.I Norte / Sul 1319 Barrô
3750 - 353 Barrô, Portugal

comercial@italbox.pt
www.italbox.pt

T. (+351) 234 610 200
F. (+351) 234 610 209

italbox.pt

ITALBOX®